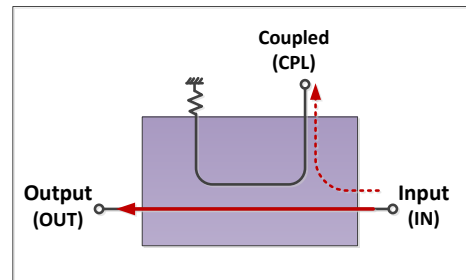




RoHS Compliant

Electrical schematic

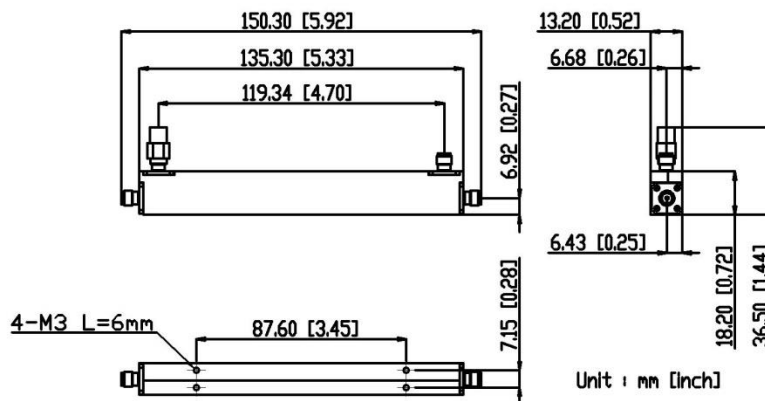


Electrical Specifications

Parameter	Unit	Frequency (GHz)	Min.	Typ.	Max.
Nominal Coupling	dB	0.5 – 18	9	10	11
Coupling Flatness				±0.7	±1.1
Directivity			16	21	
Main Line VSWR		0.5 – 8		1.15	1.25
		8 – 18		1.15	1.35
Coupled Line VSWR	:1	0.5 – 8		1.15	1.25
		8 – 18		1.30	1.35
Insertion Loss (Including Coupling Loss)		0.5 – 18		2.0	2.4
Average Power Handling	W	0.5 – 18			20

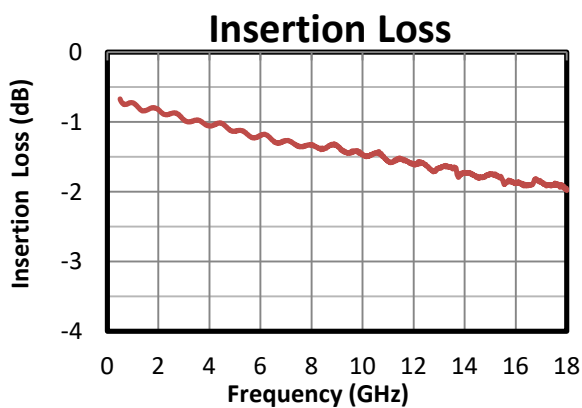
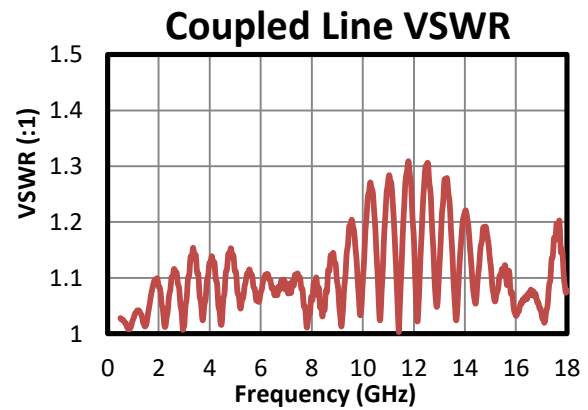
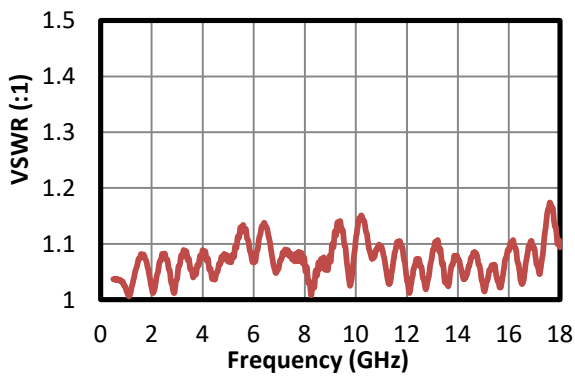
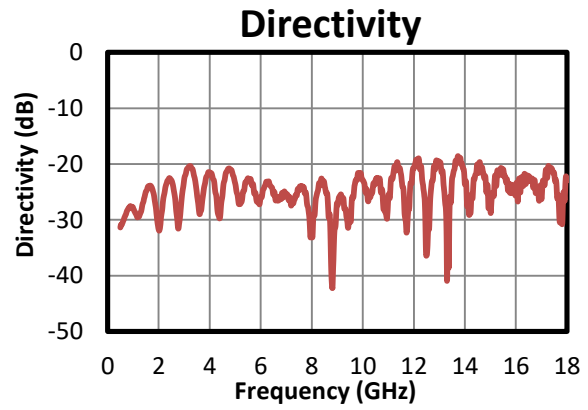
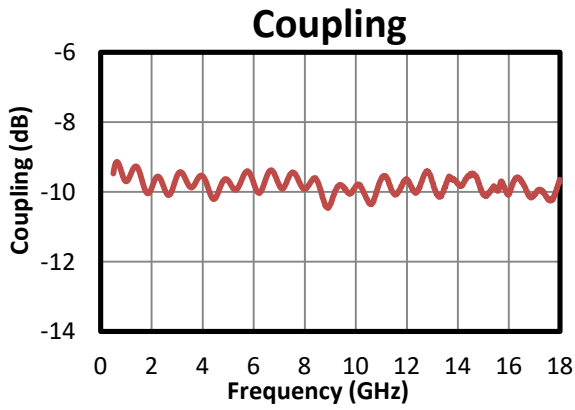
Operated in 50Ω system, 25°C environment.

Outline Drawing



Connectors: SMA Female

Typical Performance



Typical performance S-parameter file: <https://www.amtery.com/en/goods-61>

For each S/N S-parameter file, go to <https://www.amtery.com/en/downloads>

Note: Specifications are subject to change without notice.