


Data sheet | Item number: 811-310


2-conductor fuse holder ; for cylindrical fuses 10 x 38 mm; 13/32" x 11/2"; 1-pole; without blown fuse indication; 750 VAC/ 1000 VDC; for DIN-rail 35 x 15 and 35 x 7.5; 16 mm²; CAGE CLAMP®; 16,00 mm²; light gray



www.wago.com/811-310



Color:



**Data
Notes**

Safety information

The fuse holder must not be opened under load.

Subject to changes. Please also observe the further product documentation!

WAGO GmbH & Co. KG
Hansastr. 27
32423 Minden
Phone: +49571 887-0 | Fax: +49571 887-169
Email: info.de@wago.com | Web: www.wago.com

Do you have any questions about our products?
We are always happy to take your call at +49 (571) 887-44222.

Electrical data

Ratings per IEC/EN

Ratings per	IEC/HD 60269-2
Ratings (note)	Electrical ratings are specified in the technical data of both fuse terminal block and fuse. When selecting glass cartridge fuses, make sure that the listed power loss is not exceeded.
Nominal voltage (III/3)	690 V
Rated current	32 A
Blown fuse indication	without blown fuse indication

Ratings per IEC/EN 2

Rated voltage (III/3) 2	1000 V
-------------------------	--------

Ratings per UL

Approvals per	UL 4248-1
Rated voltage (UL)	750 V
Rated current (UL)	30 A
Rated voltage (UL 2)	1,000 V

Ratings per CSA

Approvals per	CSA 22.2
Rated current (CSA)	30 A
Rated voltage (CSA)	600 V
Rated voltage CSA 2	1,000 V

Power Loss

Power loss P_1 max. overload and short-circuit protection (individual arrangement)	3 W
Power loss P_1 max. overload and short-circuit protection (group arrangement)	3 W
Power loss P_1 max. short-circuit protection (individual arrangement)	3 W
Power loss P_1 max. short-circuit protection (group arrangement)	3 W

Subject to changes. Please also observe the further product documentation!



General information

Voltage type 1	AC
Voltage type 2	DC
Fuse receptacle	pluggable
Fuse type	Cylindrical fuse; 10 x 38 mm

Connection data

Connection points	2
Total number of potentials	1
Number of levels	1

Connection 1

Connection technology	CAGE CLAMP®
Actuation type	Operating tool
Connectable conductor materials	Copper
Solid conductor	2.5 ... 16 mm ² / 14 ... 6 AWG
Fine-stranded conductor	2.5 ... 16 mm ² / 16 ... 6 AWG
Strip length	12 ... 13 mm / 0.47 ... 0.51 inches
Pole number	1
Wiring direction	Side-entry wiring

Physical data

Width	17.5 mm / 0.689 inches
Height	105 mm / 4.134 inches
Depth from upper-edge of DIN-rail	55 mm / 2.165 inches

Mechanical Data

Mounting type	DIN-35 rail
Mounting (note)	The fixed foot of the fuse terminal block must face upwards so that the fuse cannot fall out.

Material Data

Note (material data)	Information on material specifications can be found here
----------------------	--

Subject to changes. Please also observe the further product documentation!



Color	light gray
Material group	I
Insulation material	Polyamide (PA66)
Flammability class per UL94	V0
Weight	1.1 g

Environmental requirements

Processing temperature	-35 ... +85 °C
Continuous operating temperature	-35 ... +85 °C

Commercial data

Product Group	1 (Rail Mounted Terminal Blocks)
eCl@ss 10.0	27-14-11-16
eCl@ss 9.0	27-14-11-16
ETIM 8.0	EC002705
ETIM 7.0	EC002705
PU (SPU)	12 pcs
Packaging type	box
Country of origin	
GTIN	4050821498889
Customs tariff number	

Environmental Product Compliance

RoHS Compliance Status	Compliant, No Exemption
------------------------	-------------------------

Approvals / Certificates

Declarations of conformity and manufacturer's declarations

Logo	Approval	Additional Approval Text	Certificate name
	EU-Declaration of Conformity WAGO GmbH & Co. KG	-	-

Optional accessories

Mounting

Locking system	
Item no.: 811-612	www.wago.com/811-612

Subject to changes. Please also observe the further product documentation!



Coupling kit; for 12 poles; red

Marking accessories

Marker carrier

Item no.: 285-442

Adaptor; gray

www.wago.com/285-442

Label

Item no.: 210-705/000-002

Labels; for TP printers; permanent adhesive; 6 x 15 mm; yellow

www.wago.com/210-705/000-002**Item no.: 210-706**

Labels; for TP printers; permanent adhesive; 9 x 15 mm; white

www.wago.com/210-706**Item no.: 210-706/000-002**

Labels; for TP printers; permanent adhesive; 9 x 15 mm; yellow

www.wago.com/210-706/000-002**Item no.: 210-705**

Labels; for TP printers; permanent adhesive; 6 x 15 mm; white

www.wago.com/210-705**Item no.: 210-805**

Labels; for Smart Printer; permanent adhesive; 6 x 15 mm; white

www.wago.com/210-805**Item no.: 210-805/000-002**

Labels; for Smart Printer; permanent adhesive; 6 x 15 mm; yellow

www.wago.com/210-805/000-002**Item no.: 210-806/000-002**

Labels; for Smart Printer; permanent adhesive; 9 x 15 mm; yellow

www.wago.com/210-806/000-002**Item no.: 210-806**

Labels; for Smart Printer; permanent adhesive; 9 x 15 mm; white

www.wago.com/210-806

Marker

Item no.: 2009-115/000-002

WMB-Inline; for Smart Printer; 1500 pieces on roll; stretchable 5 - 5.2 mm; plain; snap-on type; yellow

www.wago.com/2009-115/000-002**Item no.: 2009-115/000-007**

WMB-Inline; for Smart Printer; 1500 pieces on roll; stretchable 5 - 5.2 mm; plain; snap-on type; gray

www.wago.com/2009-115/000-007**Item no.: 2009-115/000-017**

WMB-Inline; for Smart Printer; 1500 pieces on roll; stretchable 5 - 5.2 mm; plain; snap-on type; light green

www.wago.com/2009-115/000-017**Item no.: 2009-115/000-023**

WMB-Inline; for Smart Printer; 1500 pieces on roll; stretchable 5 - 5.2 mm; plain; snap-on type; green

www.wago.com/2009-115/000-023

Subject to changes. Please also observe the further product documentation!

WAGO GmbH & Co. KG

Hansastr. 27

32423 Minden

Phone: +49571 887-0 | Fax: +49571 887-169

Email: info.de@wago.com | Web: www.wago.com

Do you have any questions about our products?

We are always happy to take your call at +49 (571) 887-44222.



Item no.: 2009-115/000-024 www.wago.com/2009-115/000-024
WMB-Inline; for Smart Printer; 1500 pieces on roll; stretchable 5 - 5.2 mm; plain; snap-on type; violet

Item no.: 2009-115 www.wago.com/2009-115
WMB-Inline; for Smart Printer; 1500 pieces on roll; stretchable 5 - 5.2 mm; plain; snap-on type; white

Item no.: 793-5501/000-007 www.wago.com/793-5501/000-007
WMB marking card; as card; for terminal block width 5 - 17.5 mm; stretchable 5 - 5.2 mm; plain; snap-on type; gray

Item no.: 793-5501/000-012 www.wago.com/793-5501/000-012
WMB marking card; as card; for terminal block width 5 - 17.5 mm; stretchable 5 - 5.2 mm; plain; snap-on type; orange

Item no.: 793-5501/000-014 www.wago.com/793-5501/000-014
WMB marking card; as card; for terminal block width 5 - 17.5 mm; stretchable 5 - 5.2 mm; plain; snap-on type; brown

Item no.: 793-5501/000-017 www.wago.com/793-5501/000-017
WMB marking card; as card; for terminal block width 5 - 17.5 mm; stretchable 5 - 5.2 mm; plain; snap-on type; light green

Item no.: 793-5501/000-023 www.wago.com/793-5501/000-023
WMB marking card; as card; for terminal block width 5 - 17.5 mm; stretchable 5 - 5.2 mm; plain; snap-on type; green

Item no.: 793-5501/000-024 www.wago.com/793-5501/000-024
WMB marking card; as card; for terminal block width 5 - 17.5 mm; stretchable 5 - 5.2 mm; plain; snap-on type; violet

Item no.: 793-501/000-002 www.wago.com/793-501/000-002
WMB marking card; as card; not stretchable; plain; snap-on type; yellow

Item no.: 793-501/000-007 www.wago.com/793-501/000-007
WMB marking card; as card; not stretchable; plain; snap-on type; gray

Item no.: 793-501/000-017 www.wago.com/793-501/000-017
WMB marking card; as card; not stretchable; plain; snap-on type; light green

Item no.: 793-501/000-012 www.wago.com/793-501/000-012
WMB marking card; as card; not stretchable; plain; snap-on type; orange

Item no.: 793-501/000-023 www.wago.com/793-501/000-023
WMB marking card; as card; not stretchable; plain; snap-on type; green

Item no.: 793-501/000-006 www.wago.com/793-501/000-006
WMB marking card; as card; not stretchable; plain; snap-on type; blue

Subject to changes. Please also observe the further product documentation!



Item no.: 793-501/000-005 WMB marking card; as card; not stretchable; plain; snap-on type; red	www.wago.com/793-501/000-005
Item no.: 793-501 WMB marking card; as card; not stretchable; plain; snap-on type; white	www.wago.com/793-501
Item no.: 793-501/000-024 WMB marking card; as card; not stretchable; plain; snap-on type; violet	www.wago.com/793-501/000-024
Item no.: 793-5501/000-005 WMB marking card; as card; for terminal block width 5 - 17.5 mm; stretchable 5 - 5.2 mm; plain; snap-on type; red	www.wago.com/793-5501/000-005
Item no.: 793-5501/000-002 WMB marking card; as card; for terminal block width 5 - 17.5 mm; stretchable 5 - 5.2 mm; plain; snap-on type; yellow	www.wago.com/793-5501/000-002
Item no.: 793-5501/000-006 WMB marking card; as card; for terminal block width 5 - 17.5 mm; stretchable 5 - 5.2 mm; plain; snap-on type; blue	www.wago.com/793-5501/000-006
Item no.: 793-5501 WMB marking card; as card; for terminal block width 5 - 17.5 mm; stretchable 5 - 5.2 mm; plain; snap-on type; white	www.wago.com/793-5501
Item no.: 2009-115/000-012 WMB-Inline; for Smart Printer; 1500 pieces on roll; stretchable 5 - 5.2 mm; plain; snap-on type; orange	www.wago.com/2009-115/000-012
Item no.: 2009-115/000-006 WMB-Inline; for Smart Printer; 1500 pieces on roll; stretchable 5 - 5.2 mm; plain; snap-on type; blue	www.wago.com/2009-115/000-006
Item no.: 2009-115/000-005 WMB-Inline; for Smart Printer; 1500 pieces on roll; stretchable 5 - 5.2 mm; plain; snap-on type; red	www.wago.com/2009-115/000-005
Ferrule	
Ferrule	
Item no.: 216-108 Ferrule; Sleeve for 6 mm ² / AWG 10; uninsulated; electro-tin plated; silver-colored	www.wago.com/216-108
Item no.: 216-109 Ferrule; Sleeve for 10 mm ² / AWG 8; uninsulated; electro-tin plated	www.wago.com/216-109
Item no.: 216-206 Ferrule; Sleeve for 2.5 mm ² / AWG 14; insulated; electro-tin plated; blue	www.wago.com/216-206
Item no.: 216-207 Ferrule; Sleeve for 4 mm ² / AWG 12; insulated; electro-tin plated; gray	www.wago.com/216-207

Subject to changes. Please also observe the further product documentation!

**Item no.: 216-209**Ferrule; Sleeve for 10 mm² / AWG 8; insulated; electro-tin plated; redwww.wago.com/216-209**Item no.: 216-208**Ferrule; Sleeve for 6 mm² / AWG 10; insulated; electro-tin plated; electrolytic copper; gastight crimped; acc. to DIN 46228, Part 4/09.90; yellowwww.wago.com/216-208**Item no.: 216-547**

Twin ferrule only for 811 series; Sleeve for 2 x 6 mm / AWG 10; insulated; Nominal current 63 A; yellow

www.wago.com/216-547**Item no.: 216-546**

Twin ferrule only for 811 series; Sleeve for 2 x 4 mm / AWG 12; insulated; Nominal current 63 A; gray

www.wago.com/216-546**Item no.: 216-545**

Twin ferrule only for 811 series; Sleeve for 2 x 2.5 mm / AWG 14; insulated; Nominal current 63 A; blue

www.wago.com/216-545**Jumpers**

Jumper

Item no.: 811-479

Jumper; 9-way; insulated; light gray

www.wago.com/811-479**Item no.: 811-481**

Jumper; 11-way; insulated; light gray

www.wago.com/811-481**Item no.: 811-480**

Jumper; 10-way; insulated; light gray

www.wago.com/811-480**Item no.: 811-474**

Jumper; 4-way; insulated; light gray

www.wago.com/811-474**Item no.: 811-476**

Jumper; 6-way; insulated; light gray

www.wago.com/811-476**Item no.: 811-478**

Jumper; 8-way; insulated; light gray

www.wago.com/811-478**Item no.: 811-477**

Jumper; 7-way; insulated; light gray

www.wago.com/811-477**Item no.: 811-475**

Jumper; 5-way; insulated; light gray

www.wago.com/811-475**Item no.: 811-472**

Jumper; 2-way; insulated; light gray

www.wago.com/811-472**Item no.: 811-473**

Jumper; 2-way; insulated; light gray

www.wago.com/811-473**Item no.: 811-482**

Jumper; 12-way; insulated; light gray

www.wago.com/811-482**Testing and measuring**

Testing accessories

Item no.: 206-912www.wago.com/206-912

Subject to changes. Please also observe the further product documentation!

WAGO GmbH & Co. KG

Hansastr. 27

32423 Minden

Phone: +49571 887-0 | Fax: +49571 887-169

Email: info.de@wago.com | Web: www.wago.com

Do you have any questions about our products?

We are always happy to take your call at +49 (571) 887-44222.



WAGO Test Probes; 2 mm Ø; 1000 V; CAT IV; 10 A

Supply module

Supply module

Item no.: 811-471

Supply module; 35 mm²; for 811 Series Fuse Terminal Blocks; SCREW CLAMP CONNECTION; 35,00 mm²; light gray

www.wago.com/811-471

Downloads

Documentation

Bid Text

811-310 X81 - Datei	2019 年2月19 日	xml 3.9 kB	Download
------------------------	--------------	---------------	----------

811-310 doc - Datei	2017 年3月14 日	doc 26.1 kB	Download
------------------------	--------------	----------------	----------

Additional Information

		pdf 2.3 MB	Download
--	--	---------------	----------

CAD/CAE-Data

CAE data

EPLAN Data Portal 811-310		URL	Download
---------------------------	--	-----	----------

WSCAD Universe 811-310		URL	Download
------------------------	--	-----	----------

ZUKEN Portal 811-310		URL	Download
----------------------	--	-----	----------

CAD data

2D/3D Models 811-310		URL	Download
----------------------	--	-----	----------

Environmental Product Compliance

Compliance Search

Environmental Product Compliance 811-310		URL	Download
--	--	-----	----------

Subject to changes. Please also observe the further product documentation!

2-conductor fuse holder ; for cylindrical fuses 10 x 38 mm; 13/32" x 11/2"; 1-pole;
without blown fuse indication; 750 VAC/ 1000 VDC; for DIN-rail 35 x 15 and 35 x 7.5;
16 mm²; CAGE CLAMP®; 16,00 mm²; light gray

Installation Notes

Installation



Creating a 2- or 3-pole fuse terminal block via coupling kit.



Removing a terminal block from the DIN-rail.

Conductor termination



Open and close lever via operating tool.



CAGE CLAMP® connection

Inserting a conductor.


Opening the clamping unit via integrated lever.

Subject to changes. Please also observe the further product documentation!



Terminating ferruled conductors up to 10 mm²
(8 AWG).

Commoning



Jumper bar for quick and convenient
commoning



Inserting a fuse.

Marking

Subject to changes. Please also observe the further product documentation!



WMB marker slot for convenient identification



Marker carriers (285-442) for continuous marking strips

Subject to changes. Please also observe the further product documentation!