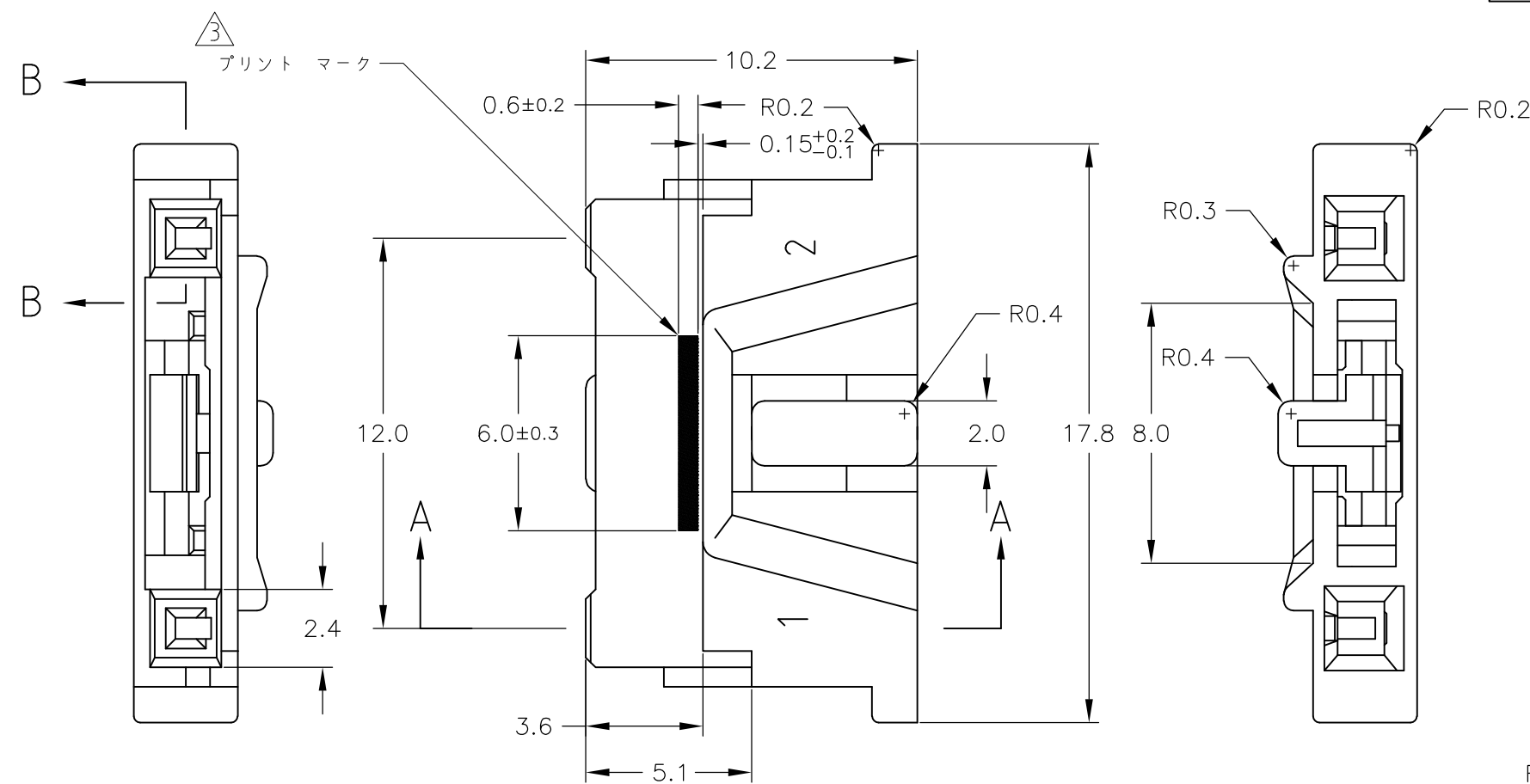


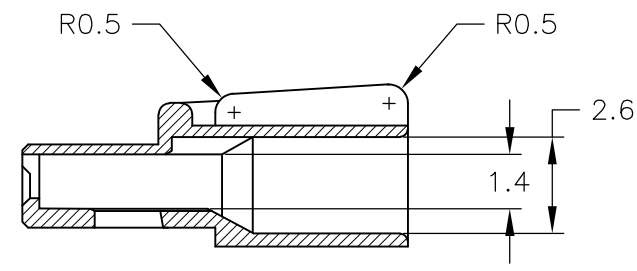
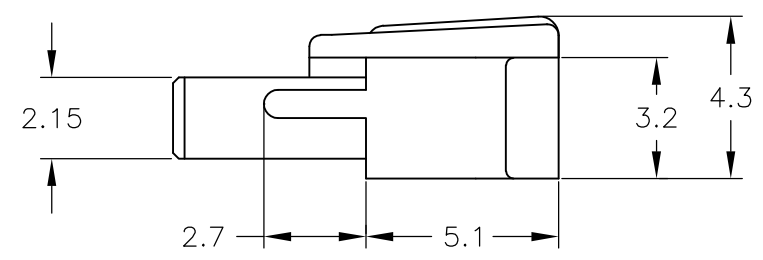
THIS DRAWING IS UNPUBLISHED. RELEASED FOR PUBLICATION
 © COPYRIGHT BY TYCO ELECTRONICS CORPORATION. ALL RIGHTS RESERVED.

LOC	DIST	REVISIONS					
J	—	P	LTR	DESCRIPTION	DATE	DWN	APVD
			B	REVISED PER ECR-10-019989	08OCT10	HMR	TM

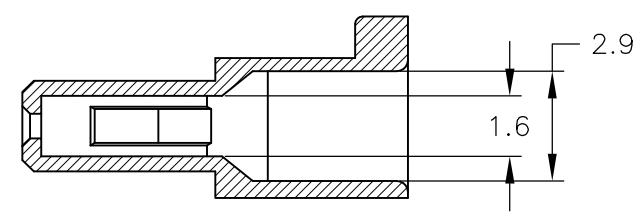
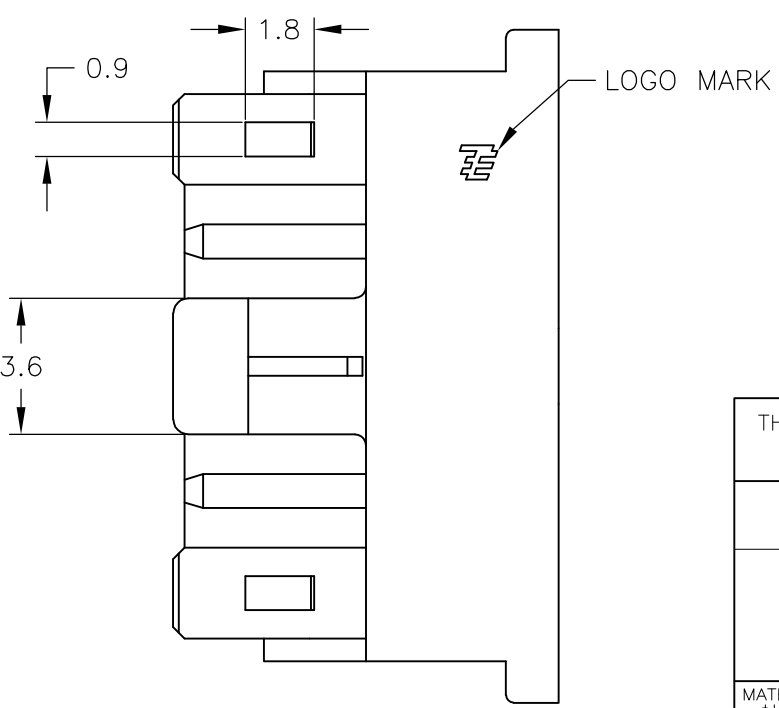


注;
 1. 適用端子型番 1376174-1, 1376175-1
 2. 適用ヘッダー型番 1746040-X
 △ 嵌合マーク

NOTES;
 1. APPLICABLE CONTACT P/N
 1376174-1, 1376175-1
 2. APPLICABLE HEADER P/N
 1746040-X
 △ MARKING



断面 A-A



断面 B-B

△	1746038-2
— # —	1746038-1
マーク MARK	型番 P/N

THIS DRAWING IS A CONTROLLED DOCUMENT.		DWN M.SUZUKI 20FEB04	Tyco Electronics AMP K.K. Kawasaki, Japan	
DIMENSIONS: 単位: 耗 MM		CHK N.YAMASAKI 20FEB04	NAME 名称	
TOLERANCES UNLESS OTHERWISE SPECIFIED: 一般公差		APVD N.YAMASAKI 20FEB04	PRODUCT SPEC 製品規格 108-5948	
0 PLC ±0.3	1 PLC ±-	APPLICATION SPEC 取付適用規格 NONE		
2 PLC ±-	3 PLC ±-	SIZE A3	CAGE CODE 00779	DRAWING NO 番号 G-1746038
4 PLC ±-	ANGLES ±3deg	WEIGHT -		RESTRICTED TO -
MATERIAL 材料 66NYLON (UL94V-0)	FINISH 仕上 NONE	CUSTOMER DRAWING		
		SCALE 尺度 5:1	SHEET 1 OF 1	REV B