

## High Current Connectors - UHV 25-KH/AS - 2130101

Please be informed that the data shown in this PDF Document is generated from our Online Catalog. Please find the complete data in the user's documentation. Our General Terms of Use for Downloads are valid (<http://download.phoenixcontact.com>)



Universal terminal block with hybrid connection, cross section: 6 - 25 mm<sup>2</sup>, AWG: 10 - 4, width: 26 mm, color: Gray


The illustration shows a combination of versions UHV 25-AS/AS, UHV 25-KH/AS and UHV 25-KH/KH

### Product Features

- The UHV ... high-current connectors are available in several versions
- Versions are available with a cable lug or direct connection and there is a mixed version of both connection methods
- The comprehensive range of accessories, such as the connection rail for cross connection, ensures safe and user-friendly wiring of conductors up to 240 mm<sup>2</sup>



### Key commercial data

|                                      |   |
|--------------------------------------|---|
| Packing unit                         | 1 1   |
| GTIN                                 | <br>4 017918 052881 |
| Weight per Piece (excluding packing) | 109.78 GRM  |
| Custom tariff number                 | 85369010  |
| Country of origin                    | India   |

### Technical data

#### General

|   |      |
|---|------|
| Number of levels                        | 1    |
| Number of connections                   | 2    |
| Color                                   | gray |
| Insulating material                     | PA-F |
| Inflammability class according to UL 94 | HB   |
| Rated surge voltage                     | 8 kV |

# High Current Connectors - UHV 25-KH/AS - 2130101

## Technical data

### General

|                                  |               |
|----------------------------------|---------------|
| Pollution degree                 | 3             |
| Surge voltage category           | III           |
| Insulating material group        | II            |
| Connection in acc. with standard | IEC 60947-7-1 |
| Nominal current $I_N$            | 101 A         |
| Nominal voltage $U_N$            | 1000 V        |
| Open side panel                  | nein          |

### Dimensions

|                 |       |
|-----------------|-------|
| Length          | 95 mm |
| Width           | 26 mm |
| Height NS 35/15 | 72 mm |

### Connection data

|   |                     |
|---|---------------------|
| Conductor cross section solid min.  | 6 mm <sup>2</sup>   |
| Conductor cross section solid max.  | 25 mm <sup>2</sup>  |
| Conductor cross section stranded min.   | 10 mm <sup>2</sup>  |
| Conductor cross section stranded max.   | 25 mm <sup>2</sup>  |
| Conductor cross section AWG/kcmil min.  | 10                  |
| Conductor cross section AWG/kcmil max   | 3                   |
| Conductor cross section stranded, with ferrule without plastic sleeve min.            | 4 mm <sup>2</sup>   |
| Conductor cross section stranded, with ferrule without plastic sleeve max.            | 25 mm <sup>2</sup>  |
| Conductor cross section stranded, with ferrule with plastic sleeve min.               | 4 mm <sup>2</sup>   |
| Conductor cross section stranded, with ferrule with plastic sleeve max.               | 25 mm <sup>2</sup>  |
| 2 conductors with same cross section, solid min.                                      | 2.5 mm <sup>2</sup> |
| 2 conductors with same cross section, solid max.                                      | 10 mm <sup>2</sup>  |
| 2 conductors with same cross section, stranded min.                                   | 4 mm <sup>2</sup>   |
| 2 conductors with same cross section, stranded max.                                   | 10 mm <sup>2</sup>  |
| 2 conductors with same cross section, stranded, ferrules without plastic sleeve, min. | 2.5 mm <sup>2</sup> |
| 2 conductors with same cross section, stranded, ferrules without plastic sleeve, max. | 10 mm <sup>2</sup>  |
| Stripping length  | 21 mm               |
| Screw thread  | M5                  |
| Tightening torque, min  | 4 Nm                |
| Tightening torque max   | 4.5 Nm              |
| Connection method   | Bolt connection     |
| Connection in acc. with standard  | DIN 46,235          |
| Min. cross section  | 16 mm <sup>2</sup>  |

# High Current Connectors - UHV 25-KH/AS - 2130101

## Technical data

### Connection data

|                                  |                     |
|----------------------------------|---------------------|
| Max. cross section               | 25 mm <sup>2</sup>  |
| Hole diameter                    | 8.4 mm              |
| Bolt diameter                    | 8 mm                |
| Bolt thread                      | M8                  |
| Tightening torque, min           | 15 Nm               |
| Tightening torque max            | 20 Nm               |
| Connection in acc. with standard | DIN 46 234          |
| Min. cross section               | 2.5 mm <sup>2</sup> |
| Max. cross section               | 25 mm <sup>2</sup>  |
| Hole diameter                    | 8.4 mm              |
| Bolt diameter                    | 8 mm                |
| Bolt thread                      | M8                  |
| Tightening torque, min           | 15 Nm               |
| Tightening torque max            | 20 Nm               |
| Power rail                       | 15 mm x 3 mm        |

## Classifications

### eCl@ss

|            |          |
|------------|----------|
| eCl@ss 4.0 | 27141120 |
| eCl@ss 4.1 | 27141120 |
| eCl@ss 5.0 | 27141120 |
| eCl@ss 5.1 | 27141120 |
| eCl@ss 6.0 | 27141120 |
| eCl@ss 7.0 | 27141120 |
| eCl@ss 8.0 | 27141120 |

### ETIM

|          |          |
|----------|----------|
| ETIM 2.0 | EC000897 |
| ETIM 3.0 | EC000897 |
| ETIM 4.0 | EC000897 |
| ETIM 5.0 | EC000897 |

### UNSPSC

|               |          |
|---------------|----------|
| UNSPSC 6.01   | 30211811 |
| UNSPSC 7.0901 | 39121410 |
| UNSPSC 11     | 39121410 |
| UNSPSC 12.01  | 39121410 |

# High Current Connectors - UHV 25-KH/AS - 2130101

## Classifications

### UNSPSC

|             |          |
|-------------|----------|
| UNSPSC 13.2 | 39121410 |
|-------------|----------|

## Approvals

### Approvals

#### Approvals

CSA / UL Recognized / GOST / GL / PRS / GOST

#### Ex Approvals

#### Approvals submitted

## Approval details

|                                |       |       |
|--------------------------------|-------|-------|
| CSA                            |       |       |
|                                | B     | C     |
| mm <sup>2</sup> /AWG/kcmil     | 6-4   | 6-4   |
| Nominal current I <sub>N</sub> | 100 A | 100 A |
| Nominal voltage U <sub>N</sub> | 600 V | 600 V |

|                                |       |
|--------------------------------|-------|
| UL Recognized                  |       |
| mm <sup>2</sup> /AWG/kcmil     | 6-4   |
| Nominal current I <sub>N</sub> | 85 A  |
| Nominal voltage U <sub>N</sub> | 600 V |


|      |
|------|
| GOST |
|------|

|    |
|----|
| GL |
|----|

## High Current Connectors - UHV 25-KH/AS - 2130101

### Approvals

PRS

GOST 

### Accessories

#### Accessories

#### Bridge

Connection rail - UHV 25-VS 2 - 2130541



Connection rail, Number of positions: 2, Color: silver

Connection rail - UHV 25-VS 3 - 2130554



Connection rail, Number of positions: 3, Color: silver

#### Cover

Covering hood - UHV 25-AH - 2130431



Covering hood, Width: 22.8 mm, Height: 53.2 mm, Color: gray

#### End block

## High Current Connectors - UHV 25-KH/AS - 2130101

### Accessories

End clamp - E/AL-NS 32 - 1201659



End clamp, for end support of UKH 50 - UKH 240, is pushed onto DIN rail NS 32 and fixed with 2 screws, width: 10 mm, color: Aluminum

---

End clamp - E/AL-NS 35 - 1201662



End clamp, for end support of UKH 50 to UKH 240, is pushed onto DIN rail NS 35 and fixed with 2 screws, width: 10 mm, color: aluminum

---

### Flange

End clamp - UHV -E - 2130428



End clamp, Width: 5.2 mm, Color: gray

---

### Labeled terminal marker

Zack marker strip - ZB 10 CUS - 0824941



Zack marker strip, Can be ordered: Strip, white, Labeled according to customer specifications, Mounting type: Snap into tall marker groove, For terminal block width: 10.2 mm, Lettering field: 10.15 x 10.5 mm

---

Marker for terminal blocks - UC-TM 10 CUS - 0824605



Marker for terminal blocks, Can be ordered: By sheet, white, Labeled according to customer specifications, Mounting type: Snap into tall marker groove, For terminal block width: 10.2 mm, Lettering field: 9.6 x 10.5 mm

## High Current Connectors - UHV 25-KH/AS - 2130101

### Accessories

---

#### Marker for terminal blocks - UCT-TM 10 CUS - 0829623



Marker for terminal blocks, Can be ordered: By sheet, white, Labeled according to customer specifications, Mounting type: Snap into tall marker groove, For terminal block width: 10.2 mm, Lettering field: 8.9 x 9.6 mm

### Mounting rail

#### DIN rail - NS 32 PERF 2000MM - 1201002



G-profile DIN rail, material: Steel, perforated, height 15 mm, width 32 mm, length 2 m

#### DIN rail - NS 32 UNPERF 2000MM - 1201015



G-profile DIN rail, material: Steel, unperforated, height 15 mm, width 32 mm, length 2 m

### Partition plate

#### Separating plate - UHV -TP1 - 2130402



Separating plate, Width: 2 mm, Height: 67.5 mm, Color: gray

### Screwdriver tools

## High Current Connectors - UHV 25-KH/AS - 2130101

### Accessories

Screwdriver - SZS 1,0X6,5 VDE - 1205079



Screwdriver, slot-headed, VDE insulated, size: 1.0 x 6.5 x 150 mm, 2-component grip, with non-slip grip

---

### Terminal marking

Marker cards - SBS10:UNBEDRUCKT - 1007248



Marker cards, Card, white, Unlabeled, Can be labeled with: Plotter, Perforated, Mounting type: Snap into tall marker groove, Snap into flat marker groove, For terminal block width: 10 mm, Lettering field: 6 x 10.1 mm

---

Zack marker strip - ZB 10:UNBEDRUCKT - 1053001



Zack marker strip, Strip, white, Unlabeled, Can be labeled with: Plotter, Mounting type: Snap into tall marker groove, For terminal block width: 10.2 mm, Lettering field: 10.5 x 10.15 mm

---

Marker for terminal blocks - UC-TM 10 - 0818069



Marker for terminal blocks, Sheet, white, Unlabeled, Can be labeled with: BLUEMARK CLED, BLUEMARK LED, Plotter, Mounting type: Snap into tall marker groove, For terminal block width: 10.2 mm, Lettering field: 9.6 x 10.5 mm

---

Marker for terminal blocks - UCT-TM 10 - 0829142



Marker for terminal blocks, Sheet, white, Unlabeled, Can be labeled with: THERMOMARK CARD PLUS, THERMOMARK CARD, BLUEMARK CLED, BLUEMARK LED, Mounting type: Snap into tall marker groove, For terminal block width: 10.2 mm, Lettering field: 8.9 x 9.6 mm



# High Current Connectors - UHV 25-KH/AS - 2130101

## Drawings

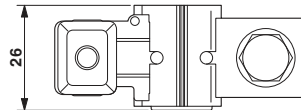
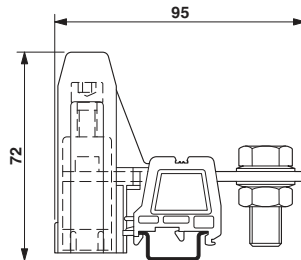
Pictogram



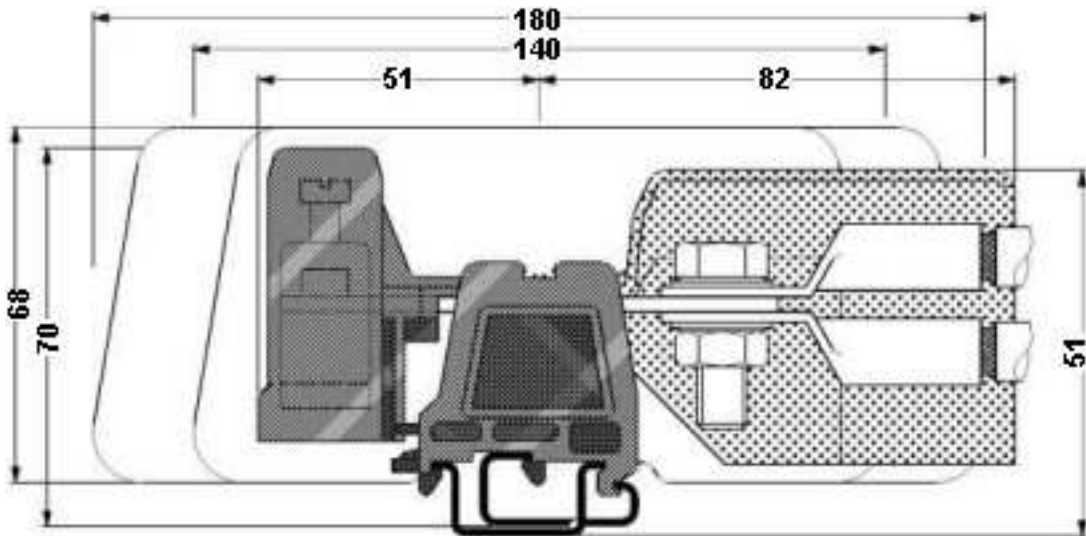
Circuit diagram



Dimensioned drawing

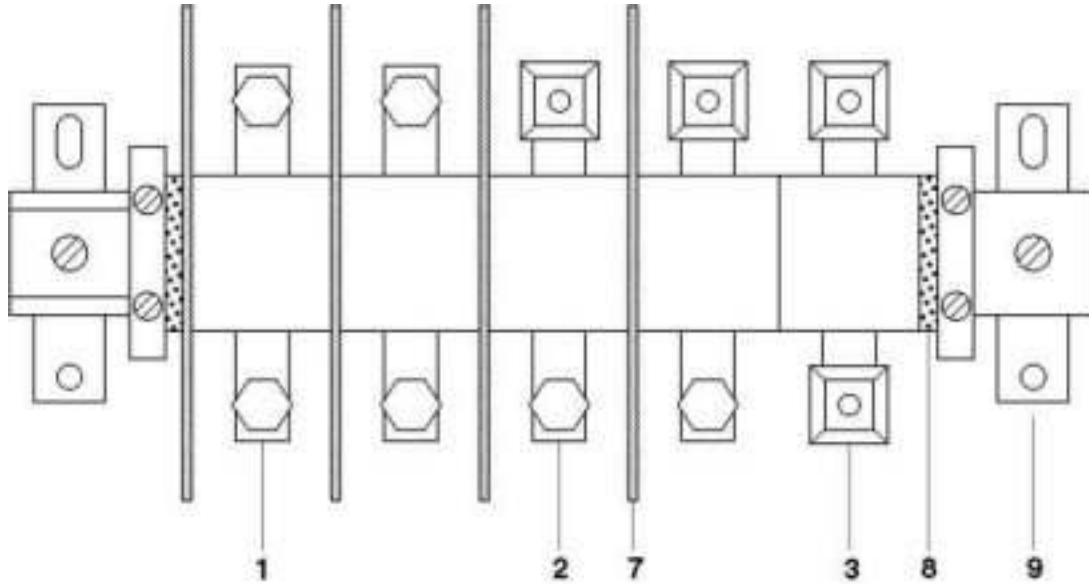


Dimensioned drawing



## High Current Connectors - UHV 25-KH/AS - 2130101

Circuit diagram



- 1 = high current connector, AS screw set on both sides
- 2 = high current connector, terminal sleeve KH on one side, screw set AS on the other side
- 3 = high current connector, terminal sleeves KH on both sides, for direct cable connection
- 7 = separating plate
- 8 = end piece
- 9 = flat bracket