

Precision Fixed Attenuator

BW-N30W20+

50Ω 20W 30dB DC to 18 GHz

Maximum Ratings

Operating Temperature	-55°C to 100°C**
Storage Temperature	-55°C to 100°C

**85°C with output into open or short.
Permanent damage may occur if any of these limits are exceeded.

Features

- DC to 18000 MHz
- precise attenuation
- excellent VSWR, 1.30 typ
- stainless steel N male and female connectors



Generic photo used for illustration purposes only
CASE STYLE: DC1645

Connectors	Model
N-Female N-Male	BW-N30W20+

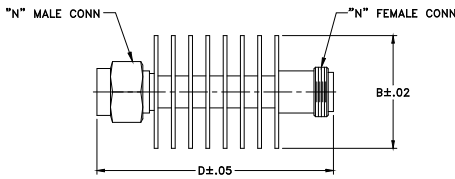
Applications

- matching
- instrumentation
- test set-ups
- high power measurements

+RoHS Compliant

The +Suffix identifies RoHS Compliance. See our web site for RoHS Compliance methodologies and qualifications

Outline Drawing



Outline Dimensions (inch/mm)

A	B	C	D	E	wt
--	1.50	--	3.04	--	grams
--	38.10	--	77.22	--	86.0

Electrical Specifications at 25°C

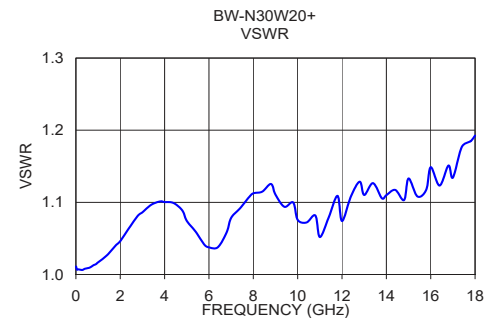
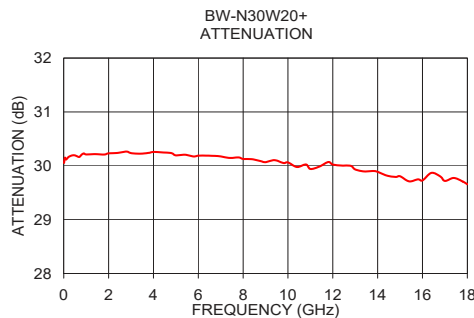
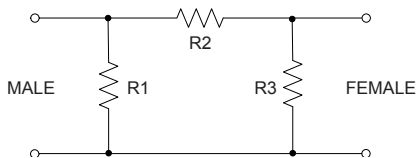
Parameter	Condition (GHz)	Min.	Typ.	Max.	Unit
Frequency Range		DC	—	18	GHz
Attenuation	DC - 18	—	30	—	dB
	DC - 12.4	29.0	—	31.0	
	12.4 - 18	28.5	—	31.5	
VSWR	DC - 6	—	—	1.30	:1
	6 - 12.4	—	—	1.3	
	12.4 - 18	—	—	1.4	
Input Power ¹		—	—	20	W

1. Max. power at 25°C ambient, derate linearly to 4W at 100°C. Peak power 500W max. 5µsec. pulse with, 100Hz PRF.

Typical Performance Data

Frequency (GHz)	Attenuation (dB)	VSWR (:1)
0.01	30.05	1.01
2.0	30.23	1.05
4.0	30.26	1.10
6.0	30.19	1.04
8.0	30.13	1.11
10.0	30.06	1.08
12.4	30.00	1.11
14.0	29.89	1.11
16.0	29.73	1.15
18.0	29.66	1.19

Electrical Schematic



Notes

- Performance and quality attributes and conditions not expressly stated in this specification document are intended to be excluded and do not form a part of this specification document.
- Electrical specifications and performance data contained in this specification document are based on Mini-Circuit's applicable established test performance criteria and measurement instructions.
- The parts covered by this specification document are subject to Mini-Circuits standard limited warranty and terms and conditions (collectively, "Standard Terms"); Purchasers of this part are entitled to the rights and benefits contained therein. For a full statement of the Standard Terms and the exclusive rights and remedies thereunder, please visit Mini-Circuits' website at www.minicircuits.com/MCLStore/terms.jsp

