

08051A681J4T2A Datasheet

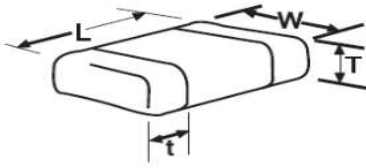
(0805 100V COG 680pF ±5%)

To download data and simulation models visit:

SpiCAT
ONLINE TOOL



Dimensions

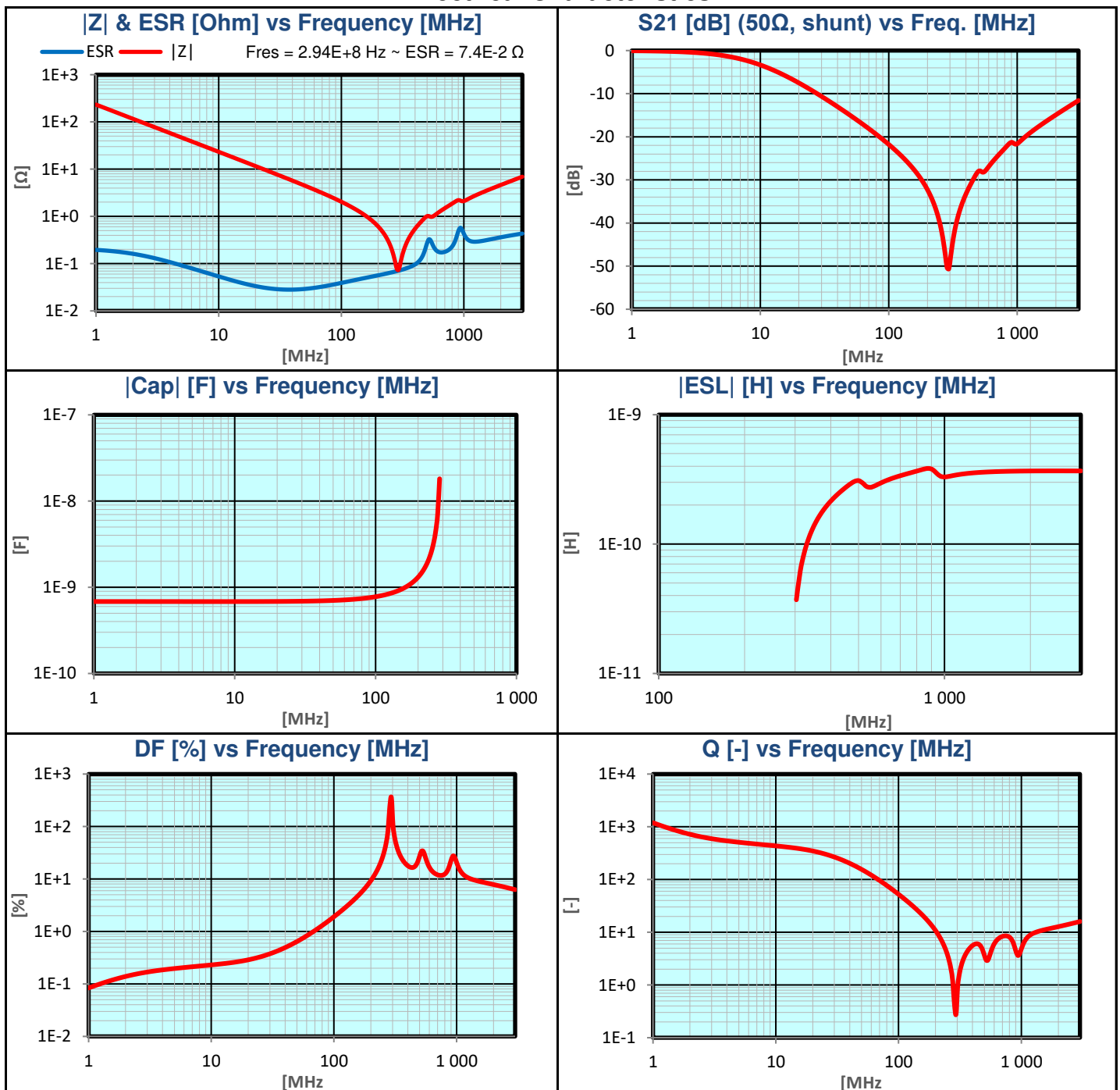


	millimetres (inches)
L	2.01 ± 0.20 (0.079 ± 0.008)
W	1.25 ± 0.20 (0.049 ± 0.008)
T max.	0.94 (0.037)
t	0.50 ± 0.25 (0.020 ± 0.010)

Basic Specifications

Item	Unit	Spec.	Conditions
Capacitance	pF	646 to 714	@ 1 MHz, 1 Vrms
DF	%	0.1 max.	@ 1 MHz, 1 Vrms
IR	GΩ	100	@ 100 Vdc, t = 60 ± 5 s
DWV	Vdc	250	@ I ≤ 50mA, t ≤ 5 s
Op. Temperature		-55 °C to +125 °C	
Dielectric		COG (NP0)	
AEC-Q200		Qualified	
RoHS Compliant		Yes	
Termination		Sn	

Electrical Characteristics

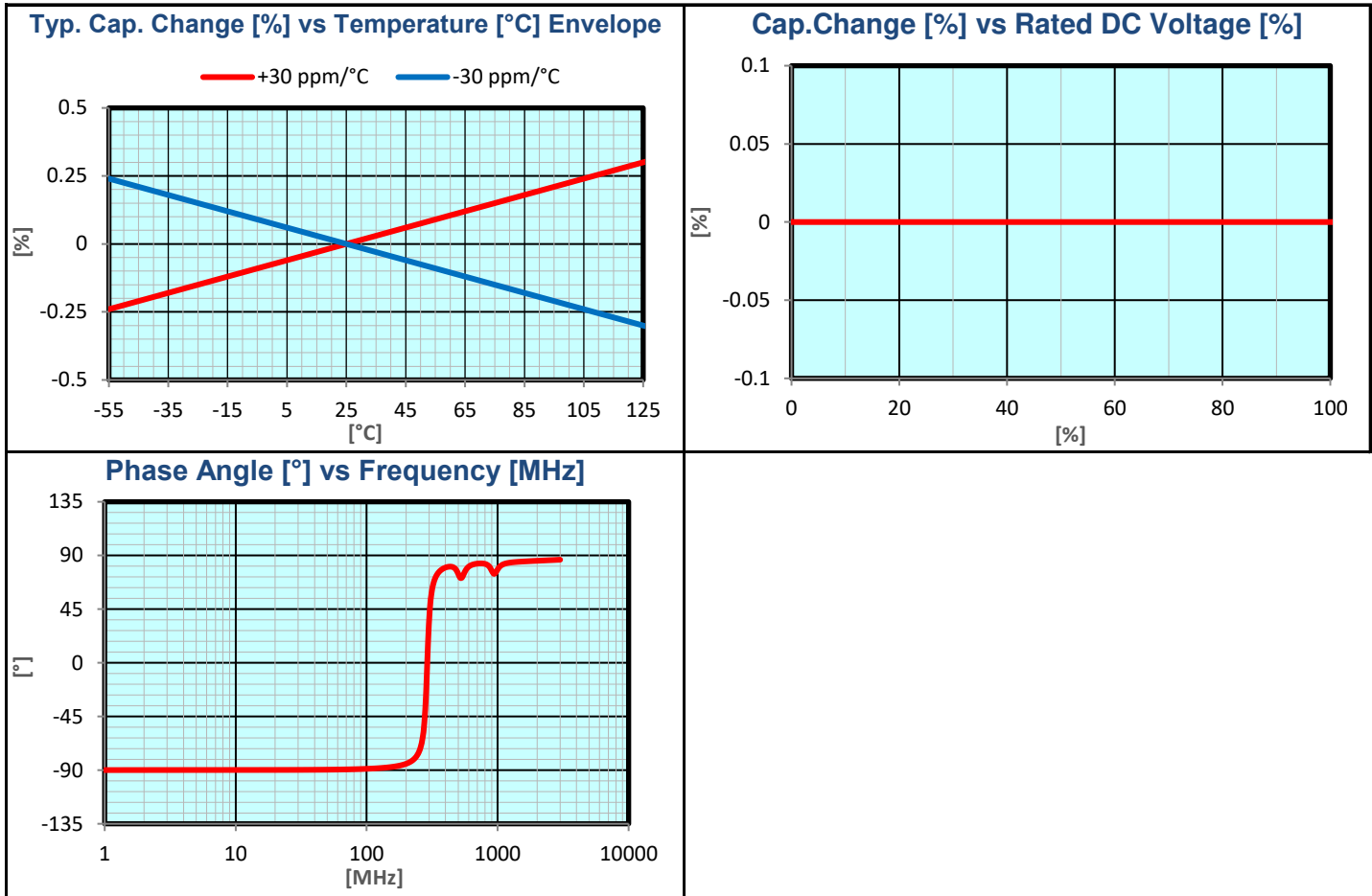


08051A681J4T2A Datasheet

(0805 100V COG 680pF ±5%)



Electrical Characteristics



How To Order

0805	5	A	101	J	4	T	2	A
Case Size	Voltage	Dielectric	Capacitance Code	Capacitance Tolerance	Failure Rate	Termination	Packaging/ Marking	Special Code
0402	Y = 16V	A = COG (NP0)	(2 significant digits	B = ± 0.1 pF (< 10 pF)	A = Standard	T = Plated Ni/Sn	2 = 7" Reel	A = Standard
0603	3 = 25V	Q = COG (NP0)	+ no of zeros)	C = ± 0.25 pF (< 10 pF)	4 = Automotive	U = Conductive Epo*	4 = 13" Reel	
0805	5 = 50V	Max. Temp. = 150°C		D = ± 0.5 pF (< 10 pF)			U = 4mm TR (01005)**	
1206	1 = 100V			F = ± 1 % (≥ 10 pF)				
	2 = 200V			G = ± 2 % (≥ 10 pF)				
	V = 250V			J = ± 5%				
	7 = 500V			K = ± 10%				
				M = ± 20%				

Contact Factory For
1 = Pd/Ag**
7 = Gold Plated**
NOT RoHS COMPLIANT

Note:
 *Automotive parts only
 **Standard parts only
 0402 case size available in T termination only.

NOTICE: Specifications are subject to change without notice. All statements, information and data given herein are believed to be accurate and reliable, but are presented without guarantee or responsibility of any kind, expressed or implied. Specifications are typical and may not apply to all applications.