

## PCB terminal block - SPT 5/ 1-H-7,5 - 1719189

Please be informed that the data shown in this PDF Document is generated from our Online Catalog. Please find the complete data in the user's documentation. Our General Terms of Use for Downloads are valid (<http://phoenixcontact.com/download>)



PCB terminal block, Nominal current: 41 A, Nom. voltage: 1000 V, Pitch: 7.5 mm, Number of positions: 1, Connection method: Push-in spring connection, Mounting: Wave soldering, Conductor/PCB connection direction: 0°, Color: green

### Product Features

- Fast connection technology thanks to tool-free direct plug-in principle
- Conductor connection direction: horizontal (0° -H) to the PCB
- Unlimited 600 V UL approval thanks to compact zigzag pinning
- SPT 5 Push-in spring-cage PCB terminal blocks for conductor cross sections up to 6 mm<sup>2</sup>, stranded
- Single-position terminal block bases with double pin



### Key Commercial Data

Packing unit	1 pc
Minimum order quantity	50 pc
Weight per Piece (excluding packing)	4.8 g
Custom tariff number	85369010
Country of origin	Bulgaria

### Technical data

#### Dimensions

Pitch	7.50 mm
Dimension a	0 mm
Width	9.3 mm
Constructional height	14.4 mm
Height	19 mm
Length of the solder pin	4.6 mm
Pin dimensions	1,7 x 0,8 mm
Pin spacing	13.2 mm
Hole diameter	2.1 mm

# PCB terminal block - SPT 5/ 1-H-7,5 - 1719189

## Technical data

### General

Range of articles	SPT 5/...-H
Insulating material group	I
Rated surge voltage (III/3)	6 kV
Rated surge voltage (III/2)	6 kV
Rated surge voltage (II/2)	6 kV
Rated voltage (III/3)	630 V
Rated voltage (III/2)	1000 V
Rated voltage (II/2)	1000 V
Connection in acc. with standard	EN-VDE
Nominal current $I_N$	41 A
Nominal cross section	6 mm <sup>2</sup>
Maximum load current	41 A
Insulating material	PA
Solder pin surface	Sn
Flammability rating according to UL 94	V0
Stripping length	15 mm
Number of positions	1

### Connection data

Conductor cross section solid min.	0.2 mm <sup>2</sup>
Conductor cross section solid max.	10 mm <sup>2</sup>
Conductor cross section flexible min.	0.2 mm <sup>2</sup>
Conductor cross section flexible max.	6 mm <sup>2</sup>
Conductor cross section flexible, with ferrule without plastic sleeve min.	0.25 mm <sup>2</sup>
Conductor cross section flexible, with ferrule without plastic sleeve max.	6 mm <sup>2</sup>
Conductor cross section flexible, with ferrule with plastic sleeve min.	0.25 mm <sup>2</sup>
Conductor cross section flexible, with ferrule with plastic sleeve max.	4 mm <sup>2</sup>
Conductor cross section AWG min.	24
Conductor cross section AWG max.	8
2 conductors with same cross section, stranded, TWIN ferrules with plastic sleeve, min.	0.25 mm <sup>2</sup>
2 conductors with same cross section, stranded, TWIN ferrules with plastic sleeve, max.	1.5 mm <sup>2</sup>

### Standards and Regulations

Connection in acc. with standard	EN-VDE
	CUL
Flammability rating according to UL 94	V0

# PCB terminal block - SPT 5/ 1-H-7,5 - 1719189

## Classifications

### eCl@ss

eCl@ss 4.0	27141109
eCl@ss 4.1	27141109
eCl@ss 5.0	27141190
eCl@ss 5.1	27141190
eCl@ss 6.0	27261101
eCl@ss 7.0	27440401
eCl@ss 8.0	27440401

### ETIM

ETIM 3.0	EC001121
ETIM 4.0	EC002643
ETIM 5.0	EC002643

### UNSPSC

UNSPSC 6.01	30211801
UNSPSC 7.0901	39121432
UNSPSC 11	39121432
UNSPSC 12.01	39121432
UNSPSC 13.2	39121432

## Approvals

### Approvals

---

#### Approvals

UL Recognized / SEV / cUL Recognized / CCA / IECCE CB Scheme / cUL Recognized / EAC / cULus Recognized

---

#### Ex Approvals

---


#### Approvals submitted

---


#### Approval details

# PCB terminal block - SPT 5/ 1-H-7,5 - 1719189


## Approvals

UL Recognized 			
	B	C	D
mm <sup>2</sup> /AWG/kcmil	24-8	24-8	24-8
Nominal current IN	36 A	36 A	5 A
Nominal voltage UN	300 V	150 V	600 V

SEV	
mm <sup>2</sup> /AWG/kcmil	6
Nominal current IN	41 A
Nominal voltage UN	450 V

cUL Recognized 			
	B	C	D
mm <sup>2</sup> /AWG/kcmil	24-8	24-8	24-8
Nominal current IN	36 A	36 A	5 A
Nominal voltage UN	300 V	150 V	600 V

CCA	
mm <sup>2</sup> /AWG/kcmil	6
Nominal current IN	41 A
Nominal voltage UN	450 V

IECEE CB Scheme 	
mm <sup>2</sup> /AWG/kcmil	6
Nominal current IN	41 A
Nominal voltage UN	450 V

# PCB terminal block - SPT 5/ 1-H-7,5 - 1719189

## Approvals

cUL Recognized

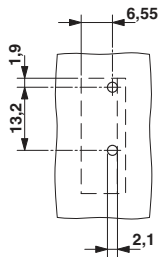
	B	C	D
mm <sup>2</sup> /AWG/kcmil	24-8	24-8	24-8
Nominal current I <sub>N</sub>	36 A	36 A	5 A
Nominal voltage U <sub>N</sub>	300 V	150 V	600 V

EAC

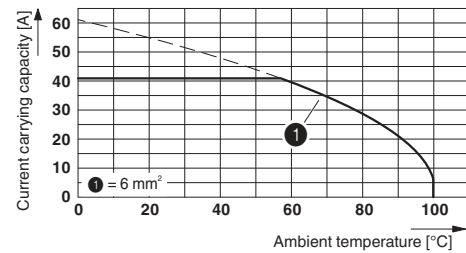
cULus Recognized

## Drawings

Drilling diagram



Diagram



Dimensional drawing

