

## 500mW, 2.4V - 75V Surface Mount Zener Diode

### FEATURES

- Wide Zener voltage range selection: 2.4V to 75V
- $V_Z$  tolerance selection of  $\pm 2\%$
- Hermetically sealed glass
- RoHS Compliant

### APPLICATIONS

- Low voltage stabilizers or voltage references
- Adapters
- Lighting application
- On-board DC/DC converter

### MECHANICAL DATA

- Case: MMELF
- Terminal: Matte tin plated leads, solderable per J-STD-002
- Polarity: Indicated by cathode band
- Weight: 30.60mg (approximately)

KEY PARAMETERS		
PARAMETER	VALUE	UNIT
$V_Z$	2.4 - 75	V
Test current $I_{ZT}$	2.5 - 5.0	mA
$P_D$	500	mW
VF at $I_F = 100\text{mA}$	1	V
$T_{J\text{ MAX}}$	175	$^{\circ}\text{C}$
Package	MMELF	
Configuration	Single die	


**MMELF**


### ABSOLUTE MAXIMUM RATINGS ( $T_A = 25^{\circ}\text{C}$ unless otherwise noted)

PARAMETER	SYMBOL	VALUE	UNIT
Power dissipation	$P_D$	500	mW
Forward voltage @ $I_F = 100\text{mA}$	$V_F$	1	V
Junction temperature range	$T_J$	-65 to +175	$^{\circ}\text{C}$
Storage temperature range	$T_{STG}$	-65 to +175	$^{\circ}\text{C}$

### THERMAL PERFORMANCE

PARAMETER	SYMBOL	TYP	UNIT
Junction-to-ambient thermal resistance	$R_{\theta JA}$	300	$^{\circ}\text{C/W}$

<b>ELECTRICAL SPECIFICATIONS</b> ( $T_A = 25^\circ\text{C}$ unless otherwise noted)									
<b>PART NUMBER</b>	<b>ZENER VOLTAGE</b>			<b>TEST CURRENT</b>	<b>REGULAR IMPEDANCE</b>		<b>TEST CURRENT</b>	<b>LEAKAGE CURRENT</b>	
	$V_Z @ I_{ZT}$			$I_{ZT}$	$Z_{ZT} @ I_{ZT}$	$Z_{ZK} @ I_{ZK}$	$I_{ZK}$	$I_R @ V_R$	
	V			mA	$\Omega$	$\Omega$	mA	$\mu\text{A}$	V
	Min	Nom	Max		Max	Max		Max	
BZV55B2V4	2.35	2.40	2.45	5	85	600	1.0	50	1.0
BZV55B2V7	2.65	2.70	2.75	5	85	600	1.0	10	1.0
BZV55B3V0	2.94	3.00	3.06	5	85	600	1.0	4	1.0
BZV55B3V3	3.23	3.30	3.37	5	85	600	1.0	2	1.0
BZV55B3V6	3.53	3.60	3.67	5	85	600	1.0	2	1.0
BZV55B3V9	3.82	3.90	3.98	5	85	600	1.0	2	1.0
BZV55B4V3	4.21	4.30	4.39	5	75	600	1.0	1	1.0
BZV55B4V7	4.61	4.70	4.79	5	60	600	1.0	0.5	1.0
BZV55B5V1	5.00	5.10	5.20	5	35	550	1.0	0.1	1.0
BZV55B5V6	5.49	5.60	5.71	5	25	450	1.0	0.1	1.0
BZV55B6V2	6.08	6.20	6.32	5	10	200	1.0	0.1	2.0
BZV55B6V8	6.66	6.80	6.94	5	8	150	1.0	0.1	3.0
BZV55B7V5	7.35	7.50	7.65	5	7	50	1.0	0.1	5.0
BZV55B8V2	8.04	8.20	8.36	5	7	50	1.0	0.1	6.2
BZV55B9V1	8.92	9.10	9.28	5	10	50	1.0	0.1	6.8
BZV55B10	9.80	10.0	10.20	5	15	70	1.0	0.1	7.5
BZV55B11	10.78	11.0	11.22	5	20	70	1.0	0.1	8.2
BZV55B12	11.76	12.0	12.24	5	20	90	1.0	0.1	9.1
BZV55B13	12.74	13.0	13.26	5	26	110	1.0	0.1	10
BZV55B15	14.70	15.0	15.30	5	30	110	1.0	0.1	11
BZV55B16	15.68	16.0	16.32	5	40	170	1.0	0.1	12
BZV55B18	17.64	18.0	18.36	5	50	170	1.0	0.1	13
BZV55B20	19.60	20.0	20.40	5	55	220	1.0	0.1	15
BZV55B22	21.56	22.0	22.44	5	55	220	1.0	0.1	16
BZV55B24	23.52	24.0	24.48	5	80	220	1.0	0.1	18
BZV55B27	26.46	27.0	27.54	5	80	220	1.0	0.1	20
BZV55B30	29.40	30.0	30.60	5	80	220	1.0	0.1	22
BZV55B33	32.34	33.0	33.66	5	80	220	1.0	0.1	24
BZV55B36	35.28	36.0	36.72	5	80	220	1.0	0.1	27
BZV55B39	38.22	39.0	39.78	2.5	90	500	0.5	0.1	28
BZV55B43	42.14	43.0	43.86	2.5	90	600	0.5	0.1	32
BZV55B47	46.06	47.0	47.94	2.5	110	700	0.5	0.1	35
BZV55B51	49.98	51.0	52.02	2.5	125	700	0.5	0.1	38
BZV55B56	54.88	56.0	57.12	2.5	135	1000	0.5	0.1	42
BZV55B62	60.76	62.0	63.24	2.5	150	1000	0.5	0.1	47
BZV55B68	66.64	68.0	69.36	2.5	160	1000	0.5	0.1	51
BZV55B75	73.50	75.0	76.50	2.5	170	1000	0.5	0.1	56

**Notes:**

1. The Zener voltage ( $V_Z$ ) is tested under pulse condition of 30ms.
2. The device numbers listed have a standard tolerance on the nominal Zener voltage of  $\pm 2\%$ .
3. For detailed information on price, availability and delivery of nominal Zener voltages between the voltages shown and tighter voltage tolerances, contact your nearest Taiwan Semiconductor representative.
4. The Zener impedance is derived from the 60-cycle AC voltage, which results when an AC current having an  $R_{MS}$  value equal to 10% of the DC Zener current ( $I_{ZT}$  or  $I_{ZK}$ ) is superimposed to  $I_{ZT}$  or  $I_{ZK}$ .

**ORDERING INFORMATION**

<b>ORDERING CODE<sup>(1)(2)</sup></b>	<b>PACKAGE</b>	<b>PACKING</b>
BZV55Bx L0	MMELF	10,000 / 13" Tape & Reel
BZV55Bx L0G	MMELF	10,000 / 13" Tape & Reel

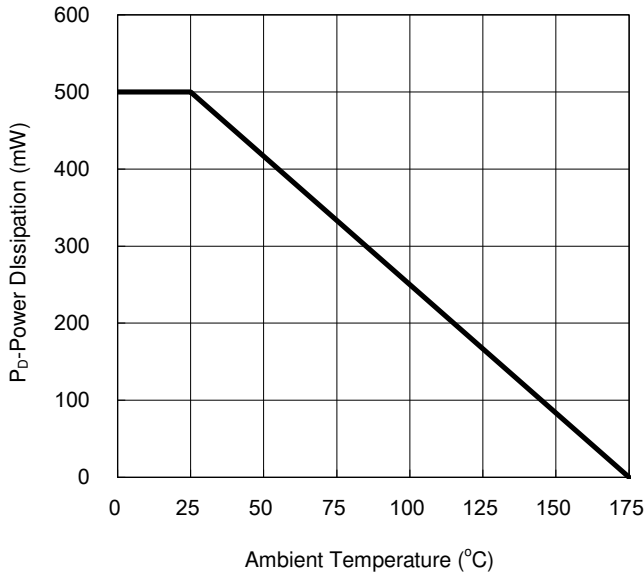
**Notes:**

1. "x" defines voltage from 2.4V (BZV55B2V4) to 75V (BZV55B75)
2. Above ordering codes L0/L0G refer to physically identical parts without any differences

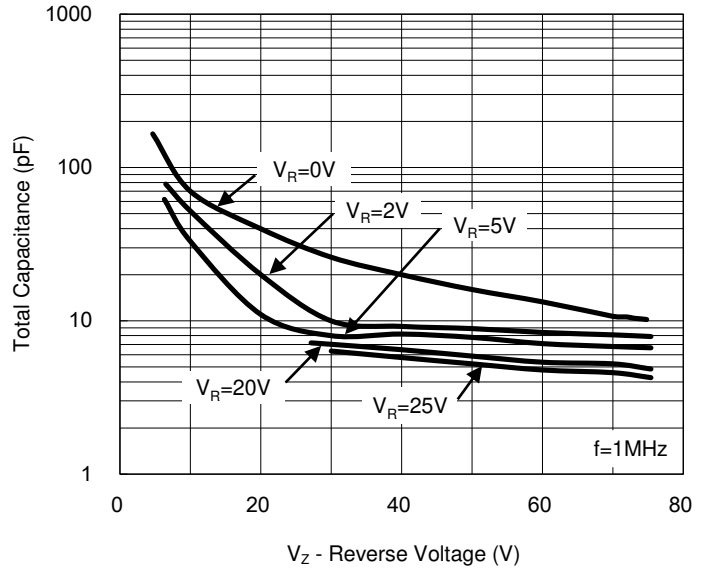
**CHARACTERISTICS CURVES**

( $T_A = 25^\circ\text{C}$  unless otherwise noted)

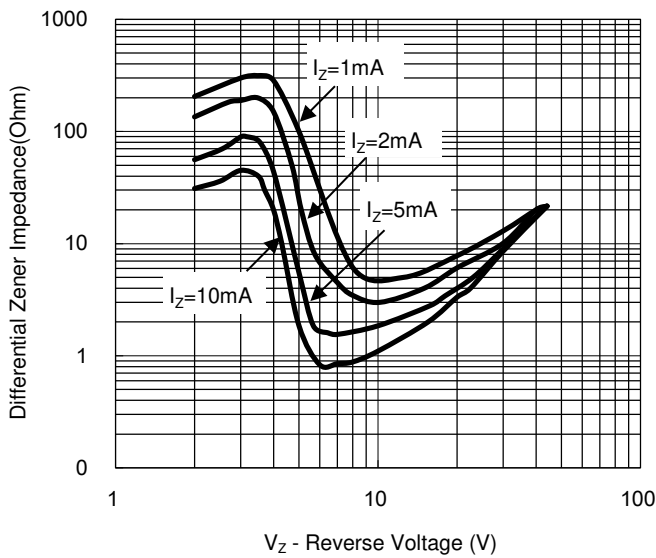
**Fig.1 Power Dissipation VS. Ambient Temperature**



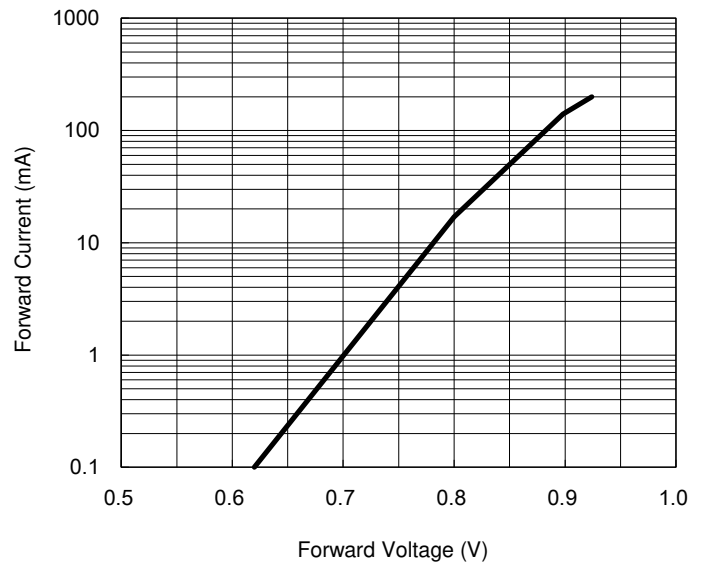
**Fig.2 Total Capacitance**



**Fig.3 Differential Impedance VS. Zener Voltage**

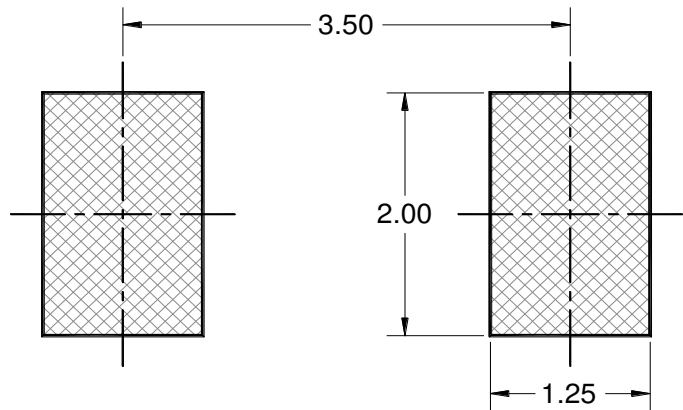
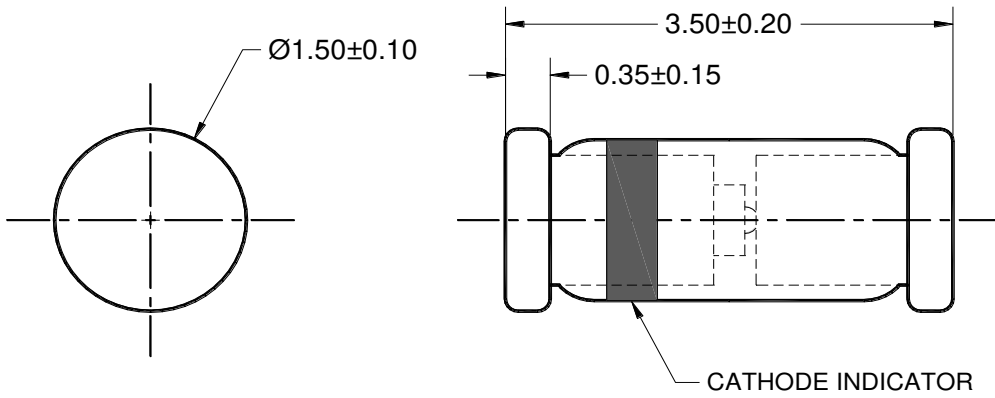


**Fig.4 Forward Current VS. Forward Voltage**



**PACKAGE OUTLINE DIMENSIONS**

**MMELF**



**SUGGESTED PAD LAYOUT**

**NOTES: UNLESS OTHERWISE SPECIFIED**

1. ALL DIMENSIONS ARE IN MILLIMETERS.
2. DIMENSIONING AND TOLERANCING PER ASME Y14.5M-1994.
3. PACKAGE OUTLINE REFERENCE: JEDEC DO-213, VARIATION AA, ISSUE D.
4. DWG NO. REF: HQ2SD07-MMELFG-044 REV A.

## **Notice**

Specifications of the products displayed herein are subject to change without notice. TSC or anyone on its behalf assumes no responsibility or liability for any errors or inaccuracies.

Purchasers are solely responsible for the choice, selection, and use of TSC products and TSC assumes no liability for application assistance or the design of Purchasers' products.

Information contained herein is intended to provide a product description only. No license, express or implied, to any intellectual property rights is granted by this document. Except as provided in TSC's terms and conditions of sale for such products, TSC assumes no liability whatsoever, and disclaims any express or implied warranty, relating to sale and/or use of TSC products including liability or warranties relating to fitness for a particular purpose, merchantability, or infringement of any patent, copyright, or other intellectual property right.

The products shown herein are not designed for use in medical, life-saving, or life-sustaining applications. Customers using or selling these products for use in such applications do so at their own risk and agree to fully indemnify TSC for any damages resulting from such improper use or sale.