

NOTES:

1. MATERIALS AND FINISHES:

CONNECTOR A: HSD STR JACK: 2HSD-NXSJ-C44W0  
 CONNECTOR B: HSD STR JACK: 2HSD-NXSJ-C44W0  
 CABLE: HSD-S0040103, 4-WIRES CABLE, COLOR:BLACK

2. ELECTRICAL:

A. IMPEDANCE: 100 OHM

3. MECHANICAL:

A. DURABILITY: 25 CYCLES MIN.  
 B. TEMPERATURE RANGE: -40°C TO 105°C  
 C. HOUSING RETENTION: 110N MIN. AXIAL

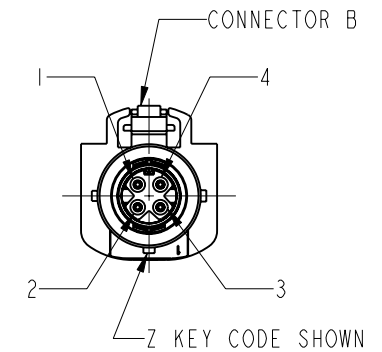
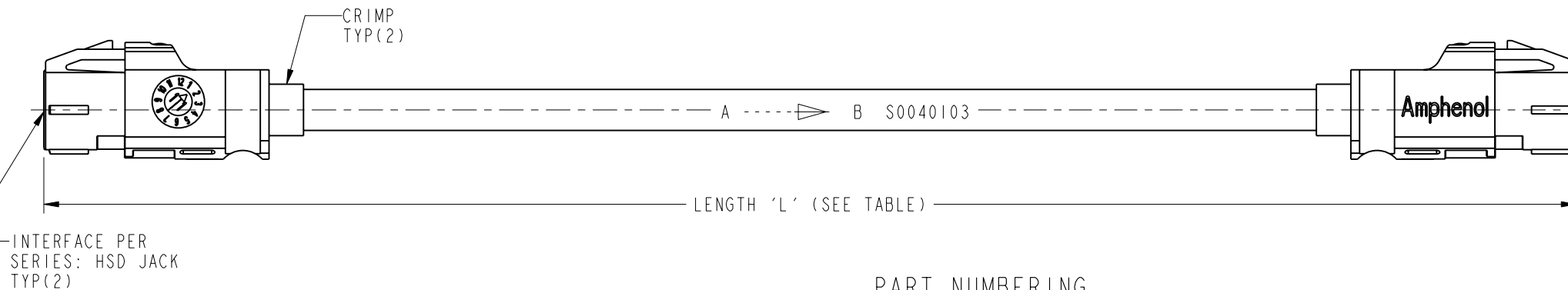
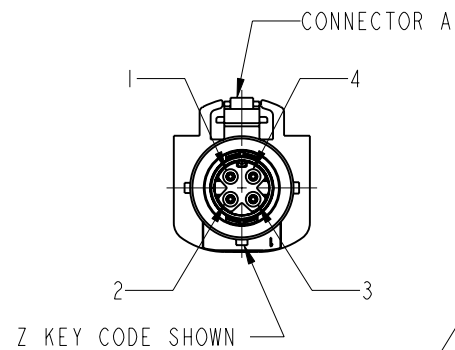
4. PACKAGING:

A. QUANTITY: SINGLE PACK  
 B. MARKING: BAG TO BE MARKED  
 "AMPHENOL RF, HSJSXSJXXX-18 AND DATE CODE"

THIRD ANGLE PROJ.

REVISIONS

REV	DESCRIPTION	DATE	ECN	APPR
A	RELEASE TO MFG.	08-May-19	11452	PL



XX	LENGTH 'L' IN INCHES [METERS]
01	12.00 [0.305]
02	19.69 [0.500]
03	24.00 [0.610]
04	29.53 [0.750]
05	36.00 [0.914]
06	39.37 [1.000]
07	48.00 [1.219]
08	59.06 [1.500]
09	60.00 [1.524]
10	72.00 [1.829]
11	78.74 [2.000]
12	118.11 [3.000]
13	120.00 [3.048]
14	144.00 [3.658]
15	180.00 [4.572]
16	196.850 [5.000]
17	300.00 [7.620]
18	393.70 [10.000]
19	600.00 [15.240]
20	787.40 [20.000]
21	900.00 [22.860]
22	1181.10 [30.000]
23	1200.00 [30.480]

LENGTH IN INCHES/FT [METERS]	TOLERANCE
0" - 23.90" [0 - 0.607]	±0.25" [0.006]
24.00" - 59.00" [0.610 - 1.499]	±0.50" [0.013]
5.0' - 24.9' [1.524 - 7.617]	±2.5%
25.0' & UP [7.620 & UP]	±5.0%

DESIGN REQUIREMENTS:

- FREQUENCY DC - 2 GHz
- CONTINUITY
- VSWR: ---- : 1 MAX.
- HI-POT: 500 VRMS
- INS. LOSS: ---- dB MIN.
- OTHER

PART NUMBERING

TYPE	CONNECTOR A	CONNECTOR B	CABLE LENGTH	SUFFIX
HSD	SJX	SJX	XX	-18

FAMILY  
 HSD - HIGH SPEED DATA  
 HD4 - 4- PIN FAKRA

ORIENTATION  
 S = STRAIGHT  
 R = RIGHT ANGLE

GENDER  
 J = JACK  
 P = PLUG

KEYING  
 NORTH: A, B, C, D, E, F, Z

LENGTH CODE  
 SEE LENGTH TABLE

CONFIGURATION VARIABLE  
 01-99

CONNECTOR A	COLOR	CONNECTOR B
1	BLUE	1
2	ORANGE	2
3	GREEN	3
4	BROWN	4

**CONFIGURATION CONTROL:**  
 NO CHANGES PERMITTED TO DRAWING WITHOUT  
 PPAP QUALIFIED CUSTOMER APPROVAL

**CUSTOMER OUTLINE DRAWING**

ALL OTHER SHEETS ARE FOR INTERNAL USE ONLY

UNLESS OTHERWISE SPECIFIED, DIMENSIONS ARE IN METRIC AND TOLERANCES ARE: <0.5mm ±0.05mm    0.5 - 6mm ±0.1mm    6 - 30mm ±0.2mm    30 - 120mm ±0.3mm    ANGLES ±1°	MATERIAL SEE NOTES	DRAWN J.FENG	DATE 15-May-19	TITLE HSD STR JACK TO HSD STR JACK USING HSD-S0040103 CABLE	Amphenol RF www.amphenolrf.com
	REFERENCE EAR# 8869	ENGINEER P.YU	DATE 15-May-19		
NOTICE - These drawings, specifications, or other data (1) are, and remain the property of Amphenol corp. (2) must be returned upon request; and (3) are confidential and not to be disclosed to any person other than those to whom they are given by Amphenol Corp. the furnishing of these drawings, specifications, or other data by Amphenol Corp., or to any other person to anyone for any purpose is not to be regarded by implication or otherwise in any manner licensing, granting rights to permitting such holder or any other person to manufacture, use or sell any product, process or design, patented or otherwise, that may in any way be related to or disclosed by said drawings, specifications, or other data.	REF: CONFIGURATION LEVEL: In Work	APPROVED S.HSIEH	DATE 15-May-19	SCALE: 1.5:1.0 SHEET 2 OF 2	ITEM NO. HSJSXSJXXX-18
	FINISH	CAD FILE	DWG SIZE B	REV A	PART NO. HSJSXSJXXX-18