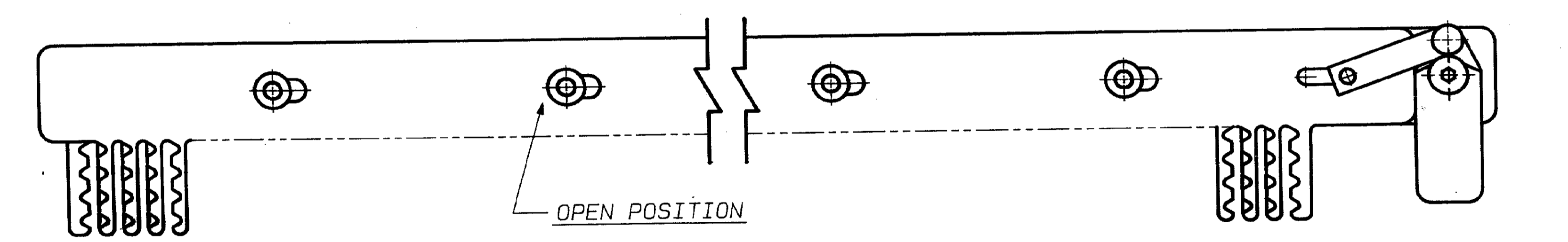
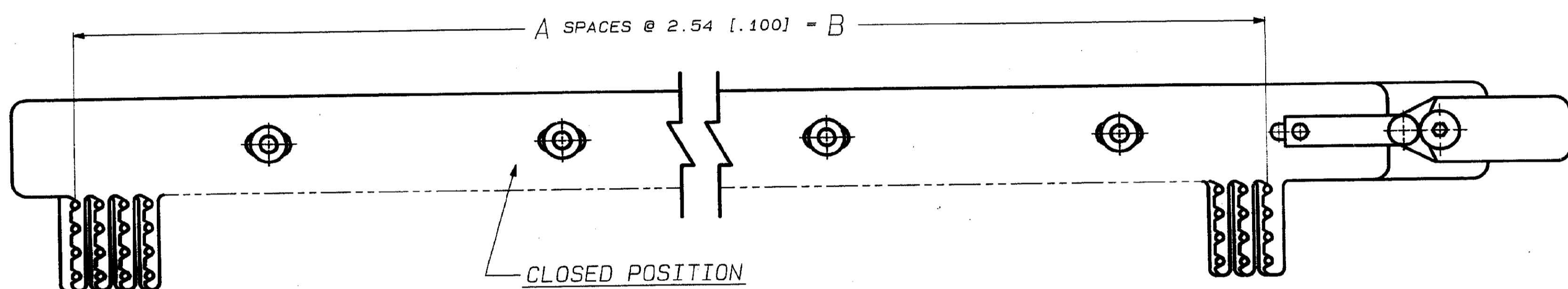
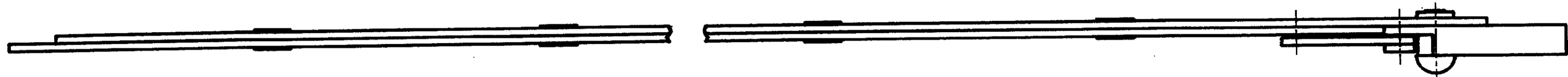


DRAWING MADE IN THIRD ANGLE PROJECTION

THIS DRAWING IS UNPUBLISHED. RELEASED FOR PUBLICATION .19  
 © COPYRIGHT 19 BY AMP INCORPORATED, HARRISBURG, PA. ALL INTERNATIONAL RIGHTS RESERVED. AMP PRODUCTS MAY BE COVERED BY U.S. AND FOREIGN PATENTS AND/OR PATENTS PENDING.

P		F		ZONE		LTR		DESCRIPTION		DATE		APPROVED	
									LOC M WAS AB	3-23-84			



187.96 [7.400]	74	300	532925-3
340.36 [13.400]	134	540	532925-2
454.66 [17.900]	179	720	532925-1
B	A	NO. OF POS.	PART NO

1. DIMENSIONS IN BRACKETS ARE IN INCHES.

UNLESS OTHERWISE SPECIFIED DIMENSIONS ARE IN <input type="checkbox"/> MM TOLERANCES ON: DECIMALS ±0.13 [.005] ANGLES ±	CONTRACT NO		AMP INCORPORATED Harrisburg, Pa.	
	DR	DLEvans 10/11/83		
	MATERIAL	CHK B. Sherrill 3-23-84	NAME	ASSEMBLY, ALIGNMENT TOOL, HDI
	FINISH	APPD B. Sherrill 3/23/84 APPD B. Sherrill 9-23-84	SIZE	FSCM NO 00779
	DSGN APPD	DRAWING NO	532925	
	OTHER APPD	SCALE	3-1	SHEET 1 of 1

CUSTOMER DRAWING