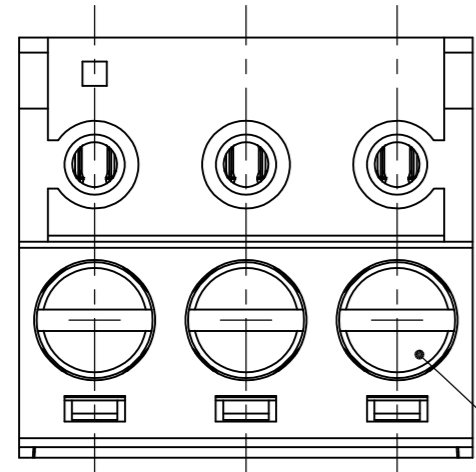


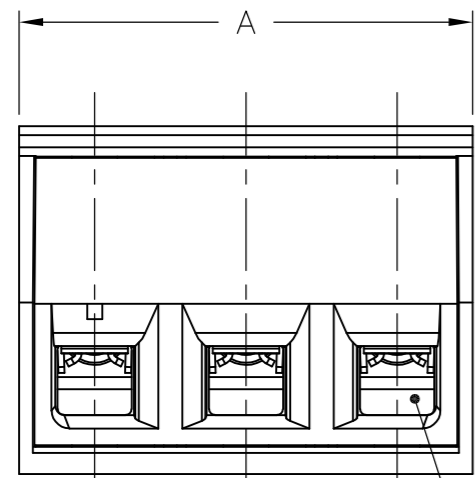
THIS DRAWING IS UNPUBLISHED. RELEASED FOR PUBLICATION  
 © COPYRIGHT - By - ALL RIGHTS RESERVED.

LOC	DIST	REVISIONS					
		P	LTR	DESCRIPTION	DATE	DWN	APVD
-	-	H3		REVISED PER ECO-11-005787	01APR11	HMR	CR

- 1 MATERIALS AND FINISH  
 HOUSING: PA 6-6, UL 94-V0, COLOR: BLACK.  
 CLAMP: BRASS, NICKEL PLATED.  
 CONTACT: PHOSPHOR BRONZE, TIN PLATED.  
 CLAMPING SCREW: M3, BRASS, NICKEL PLATED.
- 2 WIRE SIZE RANGE: 12-30 AWG
- 3 RECOGNIZED UNDER THE COMPONENT PROGRAM OF UNDERWRITERS LABORATORIES INC. FILE NO. E60677.
- 4 IMQ CERTIFICATE WITH SURVEILLANCE IN CONFORMITY WITH IEC 998-1/998-2-1.  
  
 NOT CUMULATIVE TOLERANCE.
- 6 END TO END STACKABLE W/O LOSS OF CENTERLINE SPACING.
- 7 PART MARKED WITH WHITE PERMANENT MARKING.
- 8 PRELIMINARY PART NUMBER.

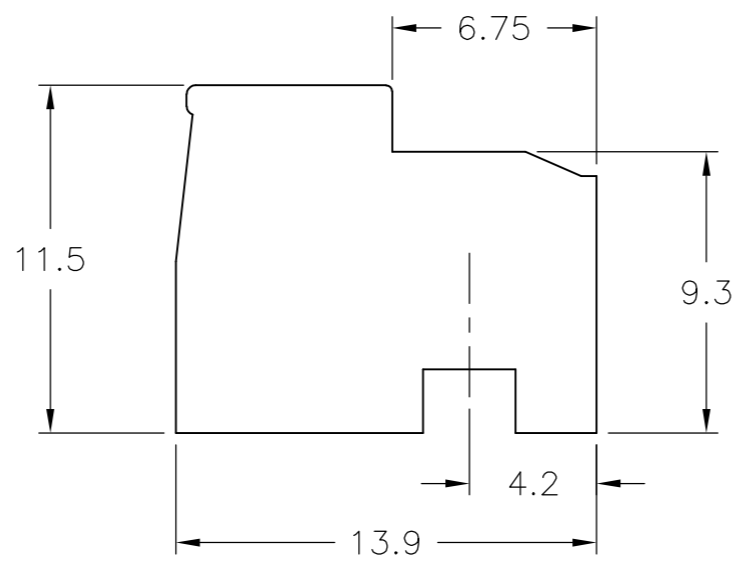


CLAMPING SCREW

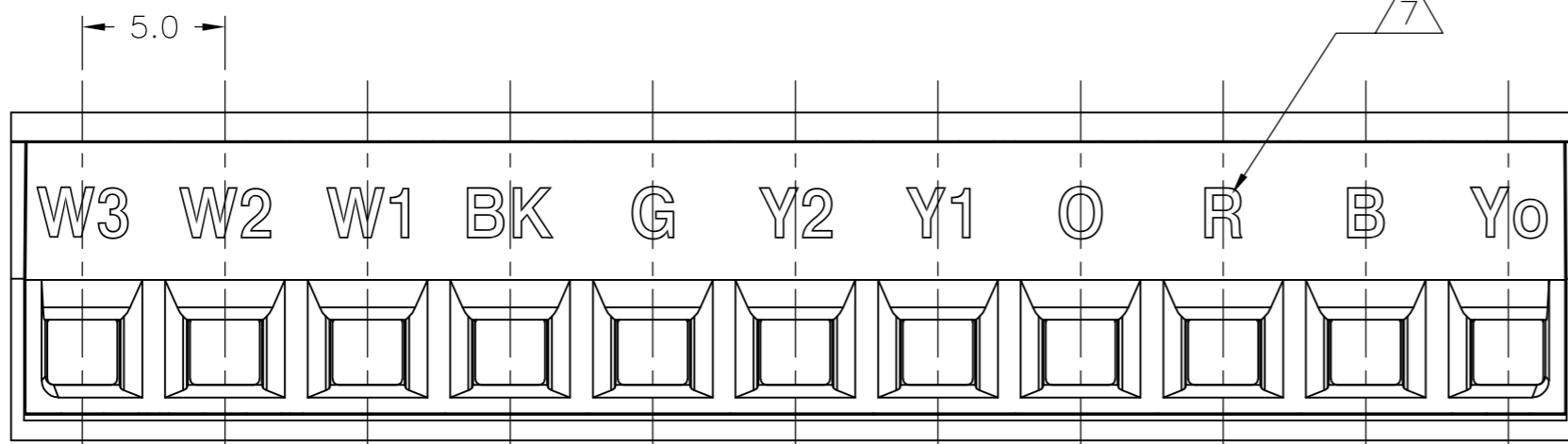
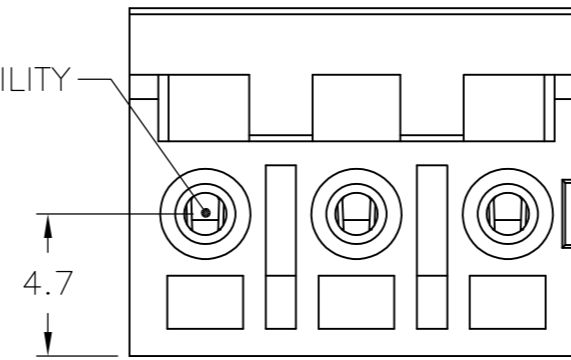


WIRE ENTRY

2.5  
 5  
 5.00±0.05  
 TYP



TEST FACILITY



2-1548018-6

8	NO OF POSN	PART NUMBER
55	11	2-1546018-6
125	25	2-1546018-5
120	24	2-1546018-4
115	23	2-1546018-3
110	22	2-1546018-2
105	21	2-1546018-1
100	20	2-1546018-0
95	19	1-1546018-9
90	18	1-1546018-8
85	17	1-1546018-7
80	16	1-1546018-6
75	15	1-1546018-5
70	14	1-1546018-4
65	13	1-1546018-3
60	12	1-1546018-2
55	11	1-1546018-1
50	10	1-1546018-0
45	9	1546018-9
40	8	1546018-8
35	7	1546018-7
30	6	1546018-6
25	5	1546018-5
20	4	1546018-4
15	3	1546018-3
10	2	1546018-2
A	NO OF POSN	PART NUMBER

THIS DRAWING IS A CONTROLLED DOCUMENT.		DWN S SCHLEGEL 27AUG2009		
DIMENSIONS: mm		CHK C RICHARD 8/27/09		
TOLERANCES UNLESS OTHERWISE SPECIFIED:		APVD C RICHARD 8/27/09	NAME TERMINAL BLOCK PLUG 90/180 DEGREE 5.0mm PITCH	
0 PLC ± -		PRODUCT SPEC	SIZE A2	
1 PLC ± 0.3		APPLICATION SPEC	CAGE CODE 00779	
2 PLC ± 0.25		WEIGHT	DRAWING NO C=1546018	
3 PLC ± -		FINISH	RESTRICTED TO	
4 PLC ± -		SCALE 4:1	SHEET 1 OF 1	
ANGLES ± 1°		CUSTOMER DRAWING	REV H3	