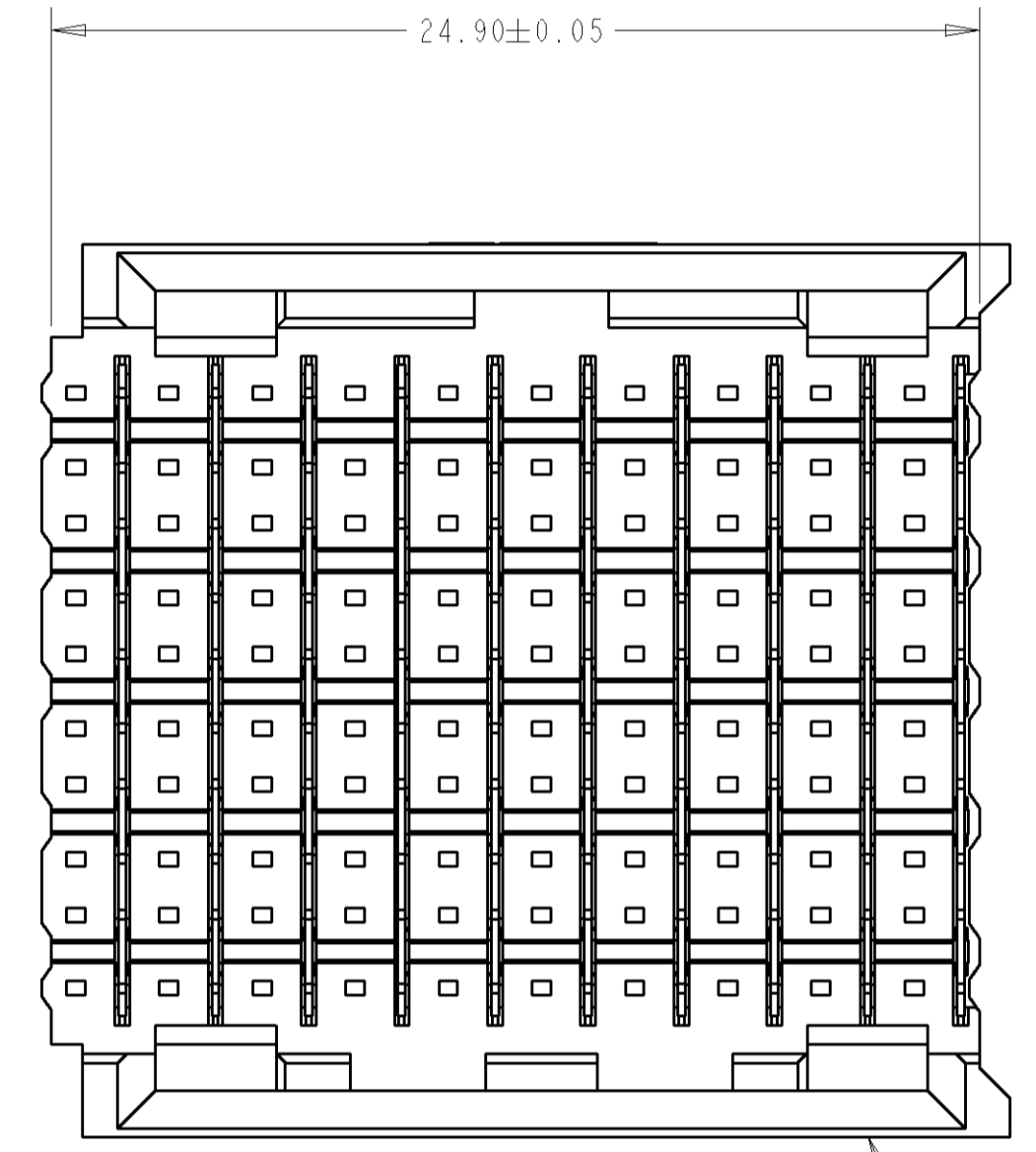
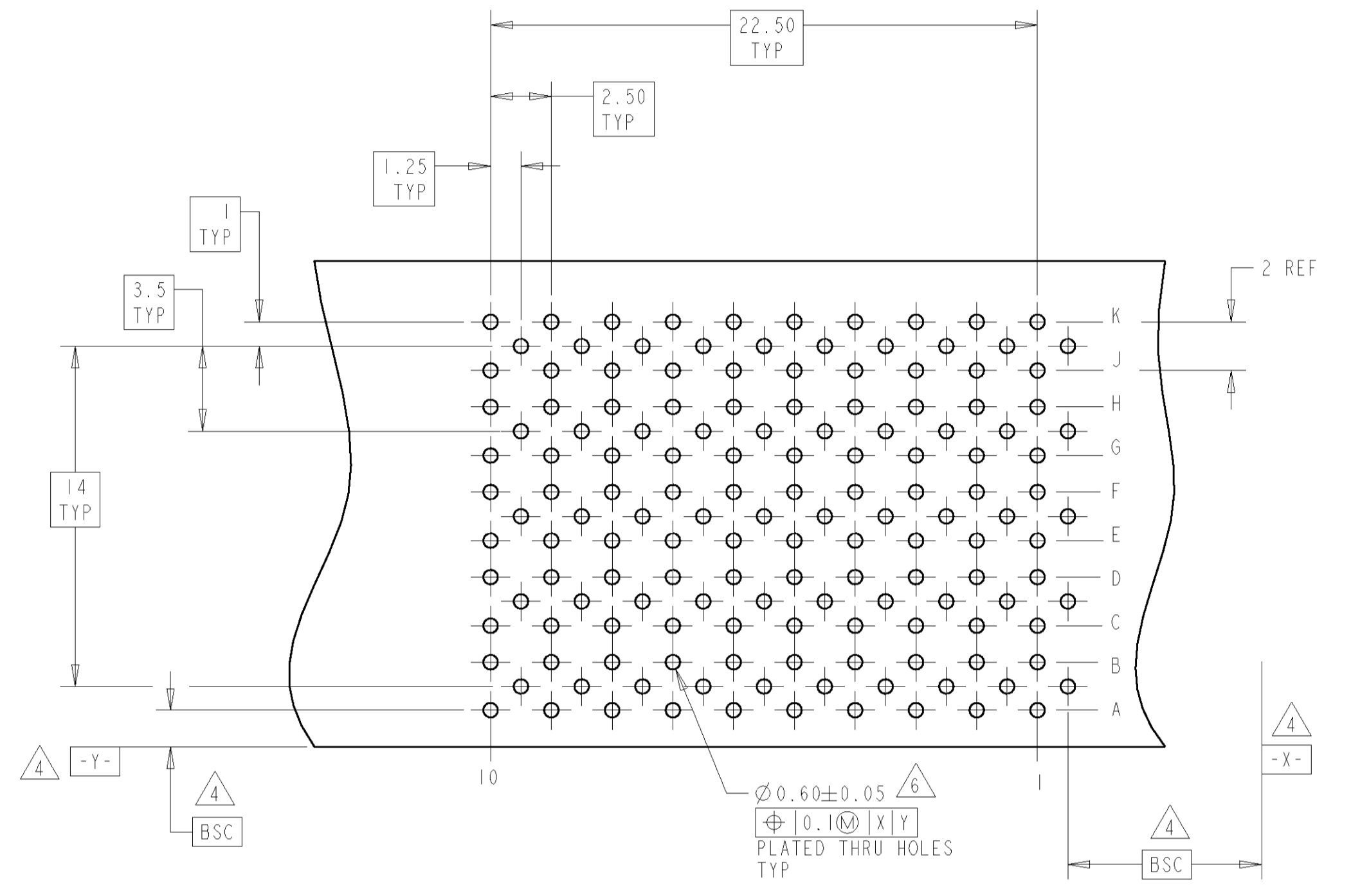


REVISONS		DATE	DWN	APPR
AD	47			
0	RELEASED PER OUIB-0148-99 WAS 97-8159-44	11OCT99	DKS	HWA
A	REVISED PER OUIB-0078-01	08MAY01	DKS	RAP
-	-	-	-	-
-	-	-	-	-

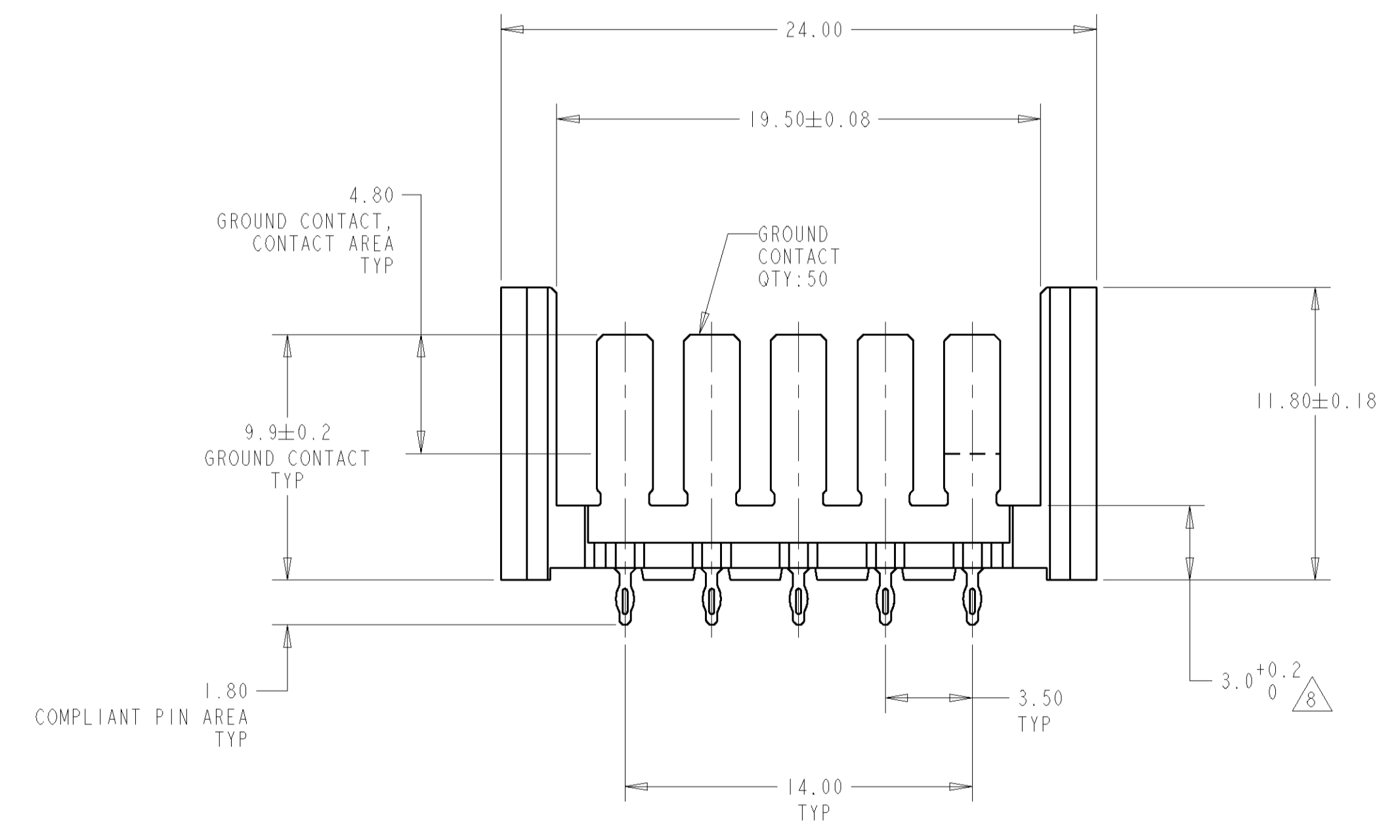
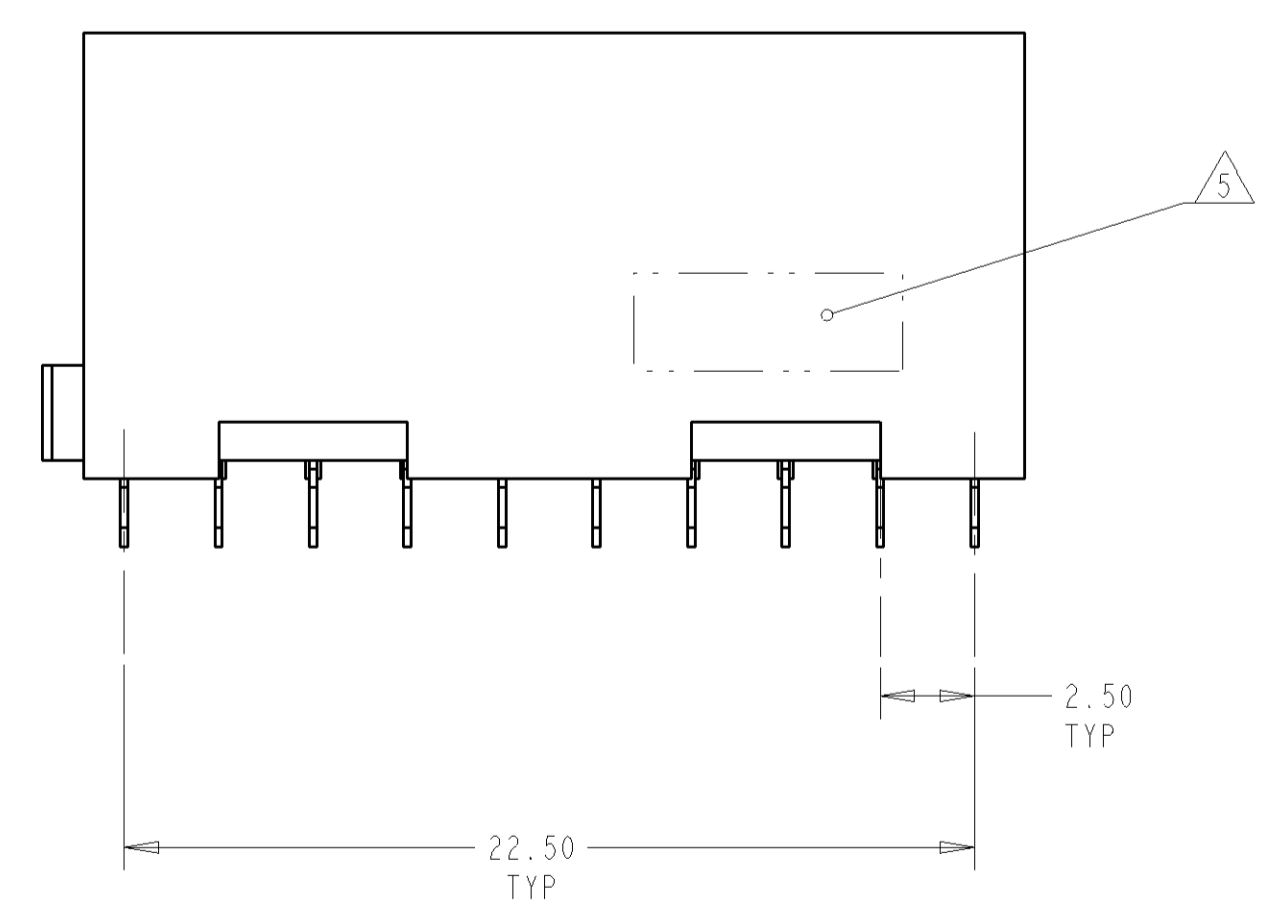
- 1 GOLD FLASH OVER 0.76µm MIN PALLADIUM NICKEL OVER 1.27µm MIN NICKEL ON CONTACT AREA
0.5µm MIN TIN LEAD OVER 1.27µm MIN NICKEL ON COMPLIANT PIN AREA
- 2 PHOSPHOR BRONZE
- 3 GLASS FILLED POLYESTER
- 4 DATUMS AND BASIC DIMENSIONS ESTABLISHED BY CUSTOMER
- 5 CONNECTOR MARKED WITH PART NUMBER AND DATE CODE
- 6 DRILLED HOLE DIAMETER 0.7±0.025
FINISHED HOLE DIA 0.60±0.05 REF
COPPER THICKNESS 0.025-0.050
TIN LEAD THICKNESS 0.004-0.010
- 7 CONTACT AREA LUBRICATED WITH BELLCORE APPROVED LUBRICANT
TECHNICAL REFERENCE: GR-1217-CORE, ISSUE 1, NOVEMBER 1995
- 8 APPLICATION SEATING HEIGHT TO PRINTED CIRCUIT BOARD



HOUSING
QTY: 1



RECOMMENDED
PRINTED CIRCUIT BOARD
LAYOUT
COMPONENT SIDE OF PRINTED CIRCUIT BOARD



120663-1
PART NUMBER

DIMENSIONS: mm 9 PLC ± 3 PLC ±0.13 5 PLC ± 4 PLC ± ANGLES ±		TOLERANCES UNLESS OTHERWISE SPECIFIED: 9 PLC ± 3 PLC ±0.13 5 PLC ± 4 PLC ± ANGLES ±		DWN H. MOLL 11JAN99 ENR S. MICKIEWICZ 28JUN99 APVD H. ANDREWS 28JUN99		Tyco Electronics Harrisburg, PA 17105-3608	
MATERIAL HOUSING: 3 CONTACTS: 2 FINISH GROUND CONTACT: 1		PRODUCT SPEC APPLICATION SPEC WEIGHT CUSTOMER DRAWING		NAME SHROUD ASSEMBLY, 100 POSITION, 10 ROW, BACKPLANE CONNECTOR, Z-PACK HS3		SIZE CAGE CODE DRAWING NO RESTRICTED TO A 00779 C-120663 SCALE 5:1 SHEET 1 OF 1 REV A	