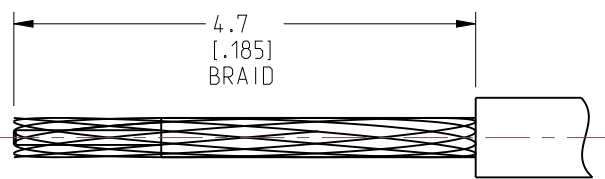


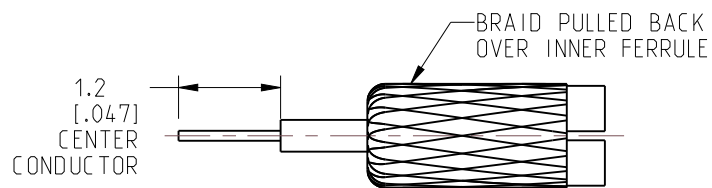
NOTES:

1. MATERIALS AND FINISHES:
 BODY, REAR BODY, SHELL, CAP & INNER FERRULE - BRASS, GOLD PLATING
 CONTACT - BeCu, GOLD PLATING
 INSULATOR - PTFE, NATURAL
 RETAINING RING - STAINLESS STEEL, NATURAL
 GASKET - SILICONE RUBBER, RED
2. ELECTRICAL:
 A. IMPEDANCE: 50 OHM
 B. FREQUENCY RANGE: DC - 7.1 GHz
 C. VSWR: 1.30 MAX. DC - 3 GHz
 1.40 MAX. 3 - 6 GHz
 1.50 MAX. 6 - 7.1 GHz
 D. DIELECTRIC WITHSTANDING VOLTAGE: 500 VRMS, MIN.
3. MECHANICAL:
 A. DURABILITY: 500 CYCLES MIN.
 B. TEMPERATURE : -65°C TO +165°C
4. PACKAGING:
 A. QUANTITY: SINGLE PACK
 B. MARKING: PACKAGING TO BE MARKED.
 "AMPHENOL RF, 901-10785 & DATE CODE"
5. CABLE ASSEMBLY INSTRUCTIONS:
 A. TRIM CABLE AS SHOWN (TWO STAGE TRIM).
 B. INSERT CABLE THROUGH INNER FERRULE AND PEEL BRAID BACK, OVER INNER FERRULE
 C. INSERT CABLE INTO THE CONNECTOR.
 D. SOLDER CONTACT TO CABLE CENTER CONDUCTOR.
 E. CRIMP BODY OVER INNER FERRULE USING .105" HEX.
 F. PRESS CAP FLUSH.

6 SHOWS CABLE ENTRY DIMENSIONS.

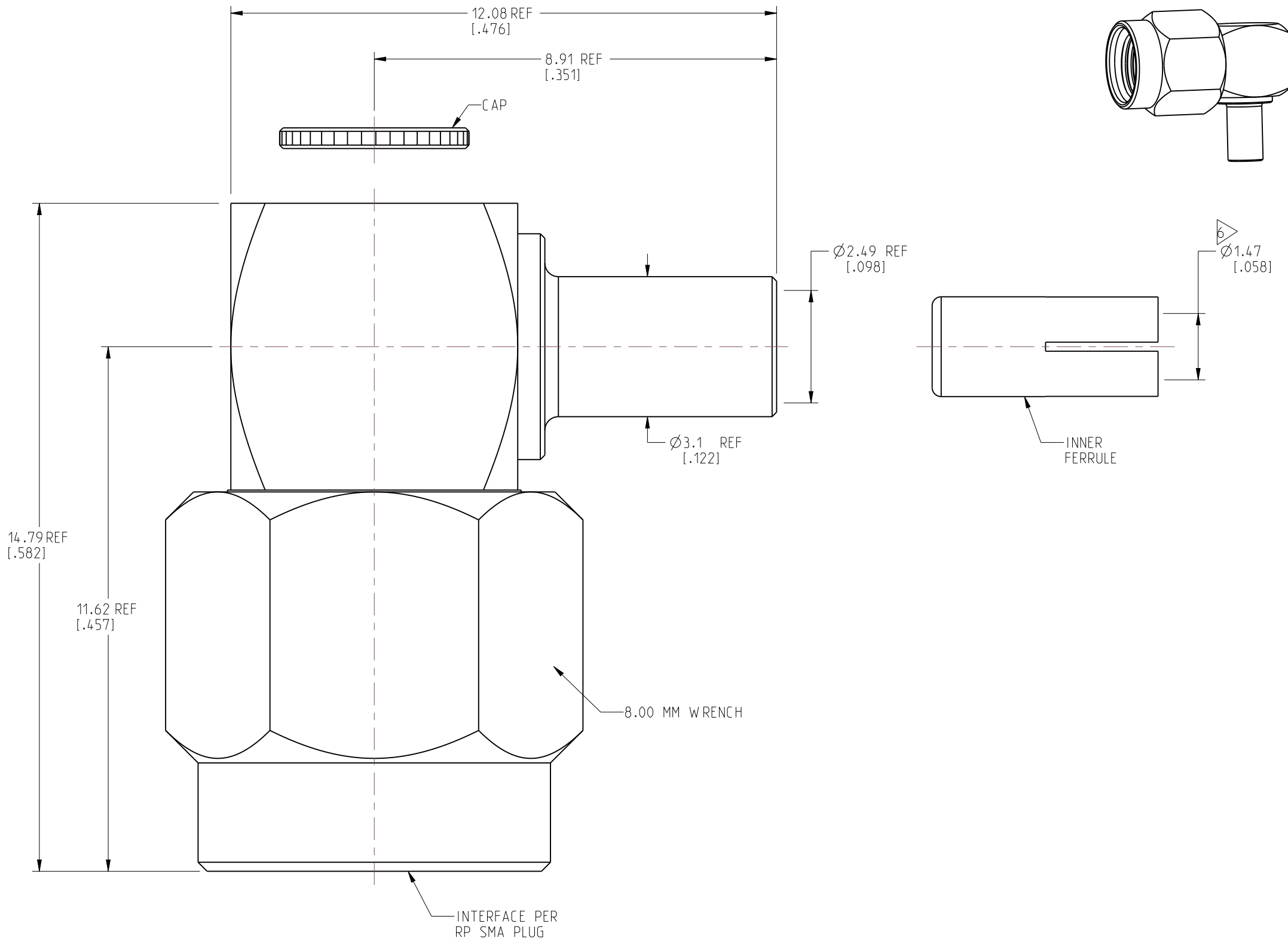


RECOMMENDED CABLE STRIPPING DIMENSIONS (TRIM 1)



RECOMMENDED CABLE STRIPPING DIMENSIONS (TRIM 2)

REVISIONS				
REV	DESCRIPTION	DATE	ECN	BY
A	RELEASE TO MFG.	13-Oct-22	16426	SH



CUSTOMER OUTLINE DRAWING
 ALL OTHER SHEETS ARE FOR INTERNAL USE ONLY

NOTICE: These drawings, specifications, or other data (1) are, and remain the property of Amphenol corp. (2) must be returned upon request; and (3) are confidential and not to be disclosed to any person other than those to whom they are given by Amphenol Corp. The furnishing of these drawings, specifications, or other data by Amphenol Corp., or to any other person to anyone for any purpose is not to be regarded by implication or otherwise in any manner licensing, granting rights to permitting such holder or any other person to manufacture, use or sell any product, process or design, patented or otherwise, that may in any way be related to or disclosed by said drawings, specifications, or other data.		UNLESS OTHERWISE SPECIFIED DIMENSIONS ARE METRIC (INCHES) AND TOLERANCES ARE: <0.5mm = ±0.05mm [<0.020 = ±0.002] 0.5 - 6mm = ±0.1mm [>0.020 - 0.236 = ±0.004] >6.00 - 30mm = ±0.2mm [>0.236 - 1.181 = ±0.008] >30.00 - 120mm = ±0.3mm [>1.181 - 4.725 = ±0.012]		MATERIAL SEE NOTES		TITLE RP SMA RA PLUG FOR 1.32 MM DS CABLE		Amphenol RF	
THIRD ANGLE PROJ. REFERENCE		ANGLES = ±1°		ENGR.1 KRISHNA S ENGR.2 M.ZHANG DATE 28-Sep-22		SHEET NO. 2 OF 2 SCALE: 10.0:1.0		DRAWING NO. 901-10785 ITEM NO. 901-10785 PART NO. 901-10785	
EAR# 10130						SIZE B		REV A	