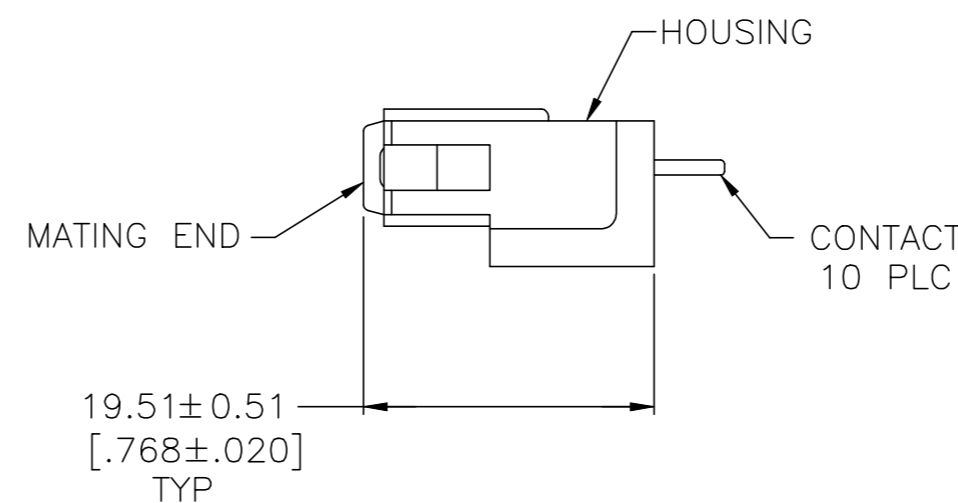
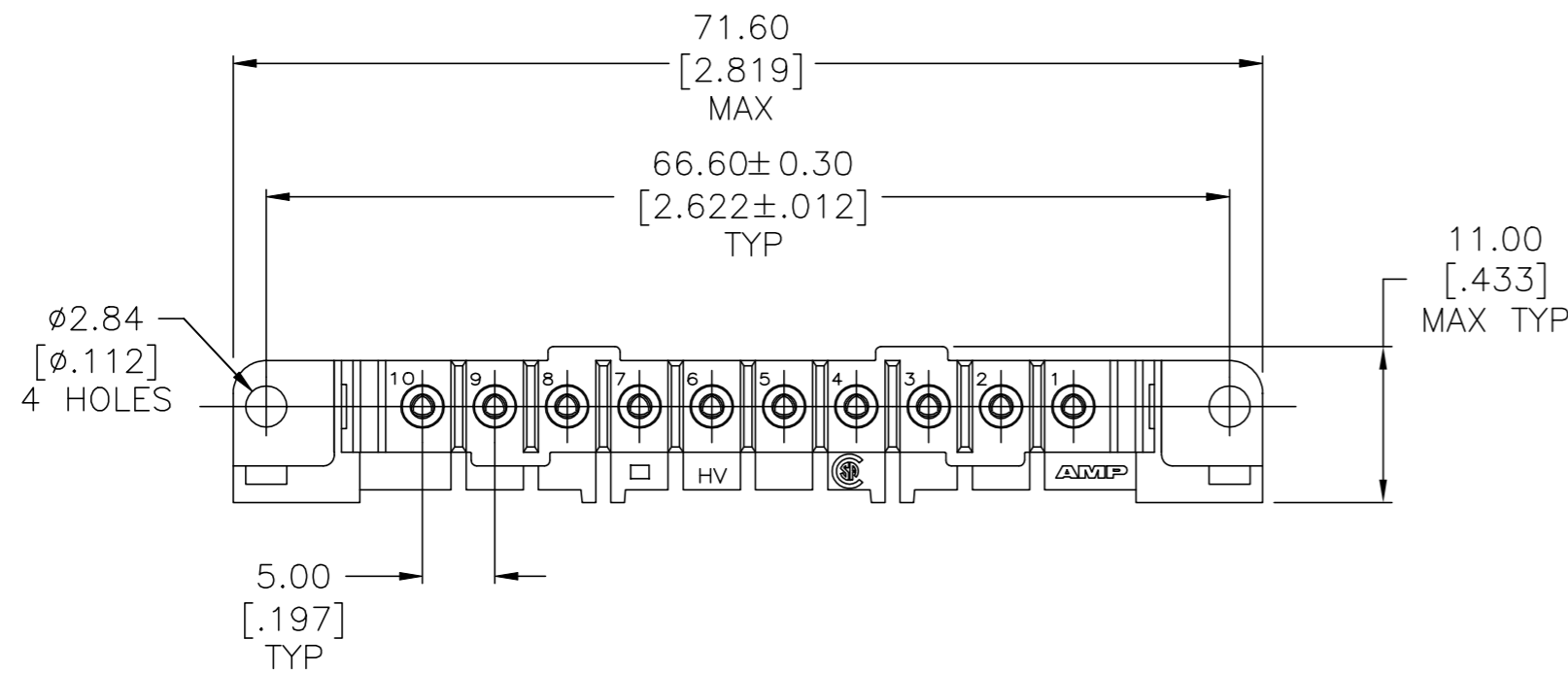
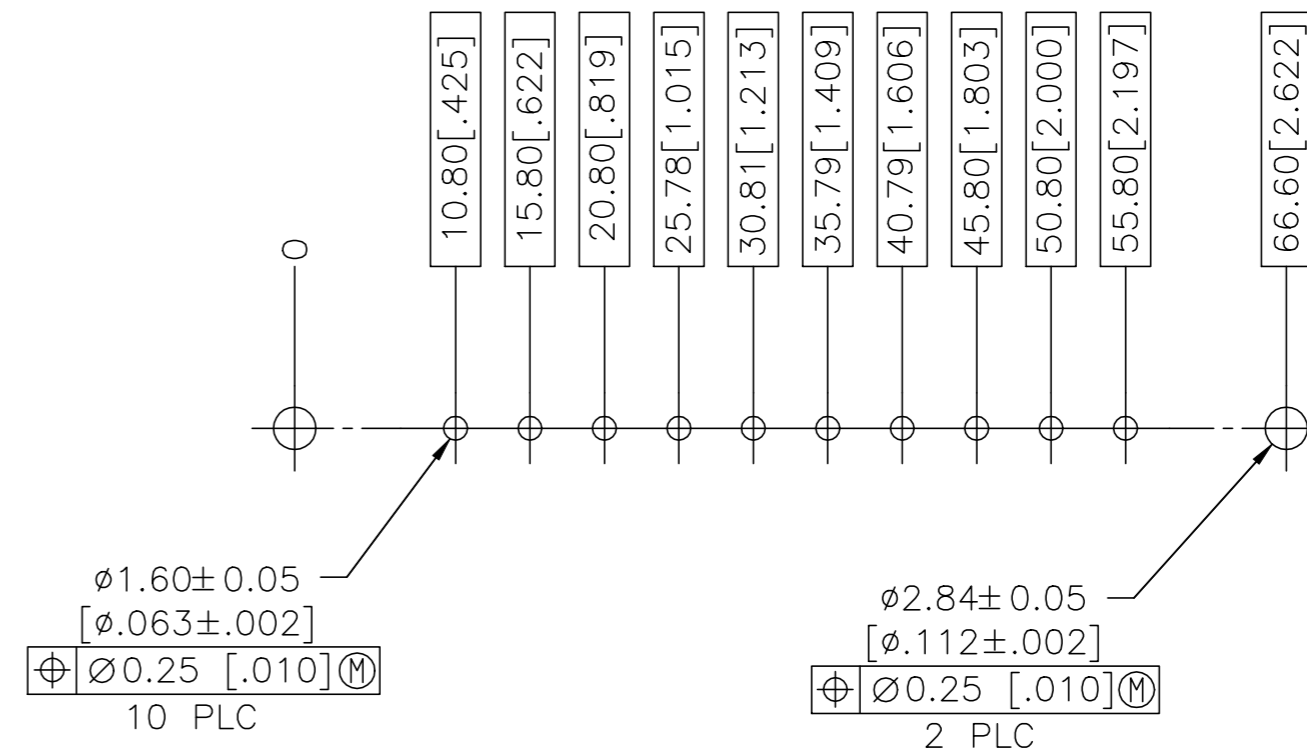
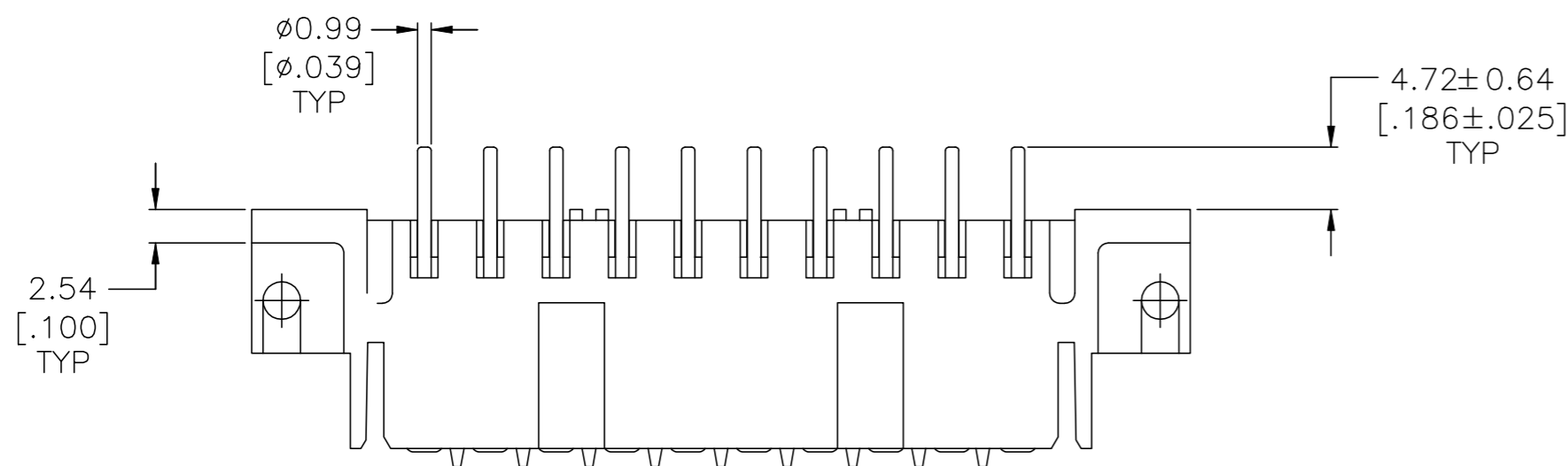


THIS DRAWING IS UNPUBLISHED. RELEASED FOR PUBLICATION
 © COPYRIGHT - 03AUG2017 ALL RIGHTS RESERVED.

REVISIONS					
P	LTR	DESCRIPTION	DATE	DWN	APVD
J		REVISED PER ECO-17-011181	03AUG2017	RS	MZ
K		REVISED PER ECO-18-000443	30JAN2018	RS	MZ
L		REVISED PER ECO-20-001564	05FEB2020	SG	MZ



RECOMMENDED PC BOARD LAYOUT

- 1 HOUSING MATERIAL: PA66, BLACK, UL 94 V-0 RATED.
- 2 CONTACT HOOD: STAINLESS STEEL
CONTACT BODY: PHOSPHOR BRONZE
- 3 3.81µm [.000150] MIN TIN-LEAD OVER 1.27µm [.000050] MIN NICKEL.
- 4 0.76µm [.000030] MIN GOLD FOR A LENGTH OF 5.08 [.200] MIN FROM MATING END, 3.81µm [.000150] MIN TIN-LEAD FOR A LENGTH OF 5.36 [.211] MIN FROM OPPOSITE END, BOTH OVER 1.27µm [.000050] MIN NICKEL.
- 5 3.81µm [.000150] MIN TIN OVER 1.27µm [.000050] MIN NICKEL.
- 6 0.76µm [.000030] MIN GOLD FOR A LENGTH OF 5.08 [.200] MIN FROM MATING END, 3.81µm [.000150] MIN TIN FOR A LENGTH OF 5.36 [.211] MIN FROM OPPOSITE END, BOTH OVER 1.27µm [.000050] MIN NICKEL.

	6	207613-7
	5	207613-6
OBSOLETE	4	207613-3
OBSOLETE	3	207613-1
	CONTACT FINISH	PART NUMBER

THIS DRAWING IS A CONTROLLED DOCUMENT.		DWN L.SIPE 08/07/92	TE Connectivity Ltd.	
DIMENSIONS: mm [INCHES]		CHK R.STONE 8-25-92	SOCKET HEADER ASSEMBLY, 10 POSN, IN-LINE, METRIMATE	
TOLERANCES UNLESS OTHERWISE SPECIFIED:		APVD -	NAME	
0 PLC ± -		PRODUCT SPEC -	SIZE CAGE CODE DRAWING NO RESTRICTED TO	
1 PLC ± -		APPLICATION SPEC -	A2 00779 C=207613	
2 PLC ± 0.25 [.010]		WEIGHT -	SCALE 2:1 SHEET 1 OF 1 REV L	
3 PLC ± -		CUSTOMER DRAWING		
4 PLC ± -				
ANGLES ± -				
FINISH -				