

62896-1 ✓ ACTIVE

MAG-MATE

TE Internal #: 62896-1

Magnet Wire Terminals, Poke-In, Lead Wire Size 22 – 18 AWG,
Lead Wire Size .3 – .9 mm², Insulation Displacement (IDC) / Crimp,
MAG-MATE

[View on TE.com >](#)



Terminals & Splices > Magnet Wire Terminals



Magnet Wire Terminal Type: **Poke-In**

Compatible Insulation Diameter (Max): **2.54 mm [.1 in]**

Compatible Insulation Diameter Range: **1.52 – 2.54 mm [.06 – .1 in]**

Lead Wire Size: **.3 – .9 mm²**

Features

Product Type Features

Compatible With Discrete Wire Type	Magnet Wire, Solid
------------------------------------	--------------------

Contact Features

Magnet Wire Terminal Type	Poke-In
---------------------------	---------

Terminal Plating Material	Tin
---------------------------	-----

Terminal Orientation	Flag
----------------------	------

Termination Features

Termination Method to Wire & Cable	Crimp, Insulation Displacement (IDC)
------------------------------------	--------------------------------------

Crimp Area Length	8.2 mm [.323 in]
-------------------	------------------

Mechanical Attachment

Wire Insulation Support	With
-------------------------	------

Dimensions

Terminal Height	6.98 mm [.275 in]
-----------------	-------------------

Compatible Insulation Diameter (Max)	2.54 mm [.1 in]
--------------------------------------	-----------------

Compatible Insulation Diameter Range	1.52 – 2.54 mm [.06 – .1 in]
--------------------------------------	------------------------------



Lead Wire Size	.3 – .9 mm ²
----------------	-------------------------

Stock Thickness (Magnet Wire Side)	.46 mm[.018 in]
------------------------------------	-----------------

Product Length	12.52 mm[.493 in]
----------------	-------------------

Usage Conditions

Insulation Option	Uninsulated
-------------------	-------------

Operating Temperature Range	-65 – 150 °C[-85 – 302 °F]
-----------------------------	----------------------------

Operation/Application

Compatible With Wire Base Material	Copper
------------------------------------	--------

Packaging Features

Packaging Method	Reel, Reel/Carton
------------------	-------------------

Product Compliance

[For compliance documentation, visit the product page on TE.com>](#)

EU RoHS Directive 2011/65/EU	Compliant
------------------------------	-----------

EU ELV Directive 2000/53/EC	Compliant
-----------------------------	-----------

China RoHS 2 Directive MIIT Order No 32, 2016	No Restricted Materials Above Threshold
---	---

EU REACH Regulation (EC) No. 1907/2006	Current ECHA Candidate List: JUNE 2023 (235) Candidate List Declared Against: JAN 2023 (233) Does not contain REACH SVHC
--	--

Halogen Content	Low Halogen - Br, Cl, F, I < 900 ppm per homogenous material. Also BFR/CFR/PVC Free
-----------------	---

Solder Process Capability	Not applicable for solder process capability
---------------------------	--

Product Compliance Disclaimer

This information is provided based on reasonable inquiry of our suppliers and represents our current actual knowledge based on the information they provided. This information is subject to change. The part numbers that TE has identified as EU RoHS compliant have a maximum concentration of 0.1% by weight in homogenous materials for lead, hexavalent chromium, mercury, PBB, PBDE, DBP, BBP, DEHP, DIBP, and 0.01% for cadmium, or qualify for an exemption to these limits as defined in the Annexes of Directive 2011/65/EU (RoHS2). Finished electrical and electronic equipment products will be CE marked as required by Directive 2011/65/EU. Components may not be CE marked. Additionally, the part numbers that TE has identified as EU ELV compliant have a maximum concentration of 0.1% by weight in homogenous materials for lead, hexavalent chromium, and mercury, and 0.01% for cadmium, or qualify for an exemption to these limits as defined in the Annexes of Directive 2000/53/EC (ELV). Regarding the REACH Regulation, the information TE provides on SVHC in articles for this part number is based on the latest European Chemicals Agency (ECHA) 'Guidance on requirements for substances in articles' posted at this URL: <https://echa.europa.eu/guidance-documents/guidance-on-reach>

Compatible Parts



TE Part # 62897-1
MAG-MATE POKE-IN TAB 020 TPBR



TE Part # 2305570-1
Strip Terminal Cutter-Side Feed-No Crimp



TE Part # 63218-1
MAG-MATE POKE-IN TAB 018PTPBR



TE Part # 63364-1
MAG-MATE TAB 22-18 018PTPBR



TE Part # 63410-1
MAG-MATE POKE IN TAB .020PTPBR



TE Part # 62895-1
MAG-MATE POKE-IN TAB 018 TPBR



TE Part # 1217041-1
TAB, POKE IN PCB 020 TPCUBR



TE Part # 1217470-1
TAB MAG-MATE POKE-IN 22-18



TE Part # 2-2151116-1
OCEAN_2.0_Applicator-S-090F140F



TE Part # 2-2151116-2
OCEAN_2.0_Applicator-S-090F140F



TE Part # 2151116-1
OCEAN_2.0_Applicator-S-090F140F




TE Part # 2151116-2
OCEAN_2.0_Applicator-S-090F140F



KIT
REPRESENTATION ONLY

TE Part # 7-2151116-7
OCEAN_2.0_SPARE_PART_KIT-090F140F


Also in the Series | **MAG-MATE**



Insertion & Extraction Tools(7)

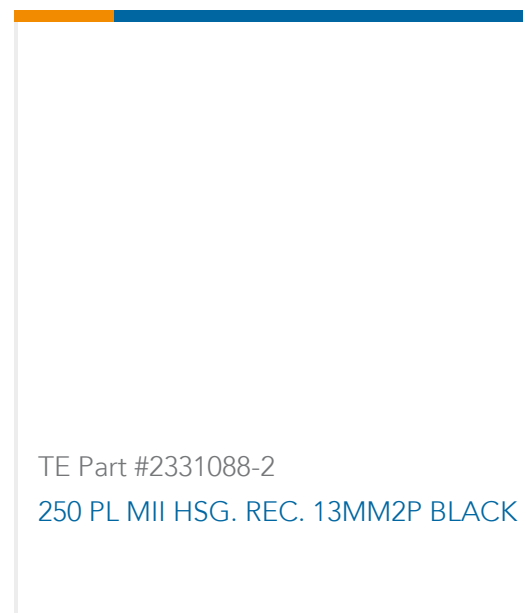
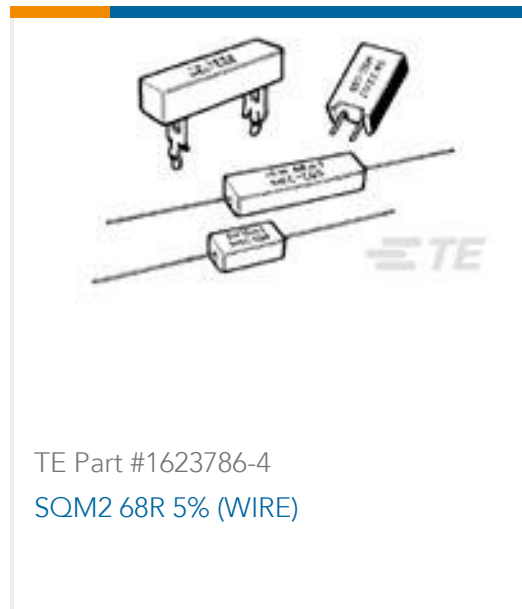


Magnet Wire Terminals(435)



PCB Terminals(1)

Customers Also Bought



Documents

Product Drawings

[MAG-MATE POKE-IN TAB 018 PTPBR](#)

English

CAD Files

[3D PDF](#)

3D

Customer View Model

[ENG_CVM_CVM_62896-1_Z.2d_dxf.zip](#)

English

Customer View Model

[ENG_CVM_CVM_62896-1_Z.3d_igs.zip](#)

English

Customer View Model

[ENG_CVM_CVM_62896-1_Z.3d_stp.zip](#)

English

By downloading the CAD file I accept and agree to the [Terms and Conditions](#) of use.

Datasheets & Catalog Pages



Magnet Wire Terminals & Splices

English

Product Specifications

Product Specification

English

Product Environmental Compliance

MD_62896-1_07212016257_dmtec

English

MD_62896-1_07212016257_dmtec

English