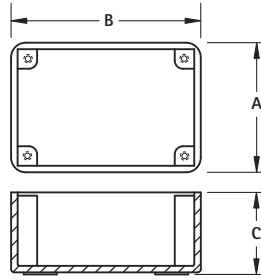


# PHENOLIC INSTRUMENT CASES



### MATERIALS:

**Phenolic Panels:** .062 (1.57) Glossy Black Phenolic, MIL-P3115C

**Aluminum Panels:** .062 (1.57), 5052-H34 per QQ 318 C; Bright finished surface with pressure sensitive protective covering tape

- Cases and panels are sold separately
- Covers available in Phenolic or Aluminum
- Covers can be machined to accept dials, switches, displays
- Panel mounting screws available - Refer to page 133
- Sturdy case can be machined for wiring access
- Ideal for prototype or lab use

### MATERIALS:

**Phenolic Cases:** .125 (3.2) Wall thickness, Molded Glossy Black Phenolic, MIL-M-14, CFG


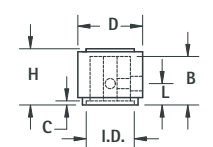

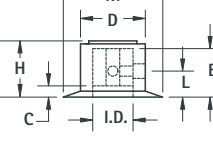

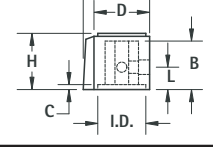

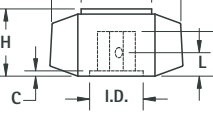
COVER PANEL	
PHENOLIC PANEL	ALUMINUM PANEL
CAT. NO.	CAT. NO.
2050	2051
2042	2044
2042	2044
2043	2045
2037*	2046
2052*	2053
2038*	2047
2039*	2048


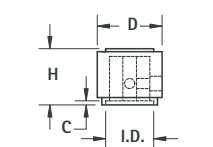
\*.093 (2.36)

PHENOLIC CASE				
CAT. NO.	A	B	C	THREAD SIZE AND TYPE
715	2.500 (63.5)	3.500 (88.9)	1.250 (31.8)	4-40 TAPPED
703	2.875 (73.0)	4.000 (101.6)	1.562 (39.7)	4-40 TAPPED
705	2.875 (73.0)	4.000 (101.6)	1.562 (39.7)	USE #4 SELF TAPPING SCREW
704	3.125 (79.4)	5.875 (149.2)	2.250 (57.2)	4-40 TAPPED
700	3.750 (95.3)	6.250 (158.8)	2.000 (50.8)	6-32 BRASS INSERT
716	4.250 (108.0)	5.000 (127.0)	1.750 (44.5)	6-32 BRASS INSERT
701	5.250 (133.4)	6.812 (173.0)	2.312 (58.7)	6-32 BRASS INSERT
702	7.375 (187.3)	8.375 (212.7)	3.000 (76.2)	6-32 BRASS INSERT

# INSTRUMENTATION KNOBS

- All knobs supplied with brass insert and two set screws to hold knob securely to shaft.

SPECIFICATIONS Knob: ABS Inlay: Spun Aluminum Insert: Brass, Nickel Plate	CAT. NO.	SHAFT (DIA.)	D (DIA.)	H (HEIGHT)	M (MAX.)	SHAFT ATTACHMENT DETAILS		NUT CLEARANCE	
						L (LOCATION)	B (DEPTH)	I.D. (DIA.)	C (C'BORE DEPTH)
 	8554	.125 (3.2)	.500 (12.7)	.660 (16.8)	-	.320 (8.1)	.570 (14.5)	.360 (9.1)	.170 (4.3)
	8555	.250 (6.4)	.700 (17.8)	.780 (19.8)	-	.360 (9.1)	.680 (17.3)	.500 (12.7)	.180 (4.6)
	8556	.250 (6.4)	.920 (23.4)	1.010 (25.7)	-	.460 (11.7)	.910 (23.1)	.640 (16.3)	.330 (8.4)
	8557	.250 (6.4)	1.250 (31.8)	.828 (21.0)	-	.400 (10.2)	.700 (17.8)	1.010 (25.7)	.250 (6.4)
 	8558	.125 (3.2)	.500 (12.7)	.660 (16.8)	.915 (23.4)	.320 (8.1)	.570 (14.5)	.360 (9.1)	.170 (4.3)
	8559	.250 (6.4)	.700 (17.8)	.780 (19.8)	1.150 (29.2)	.357 (9.1)	.660 (16.7)	.480 (12.2)	.180 (4.6)
	8560	.250 (6.4)	.920 (23.4)	1.010 (25.7)	1.520 (38.6)	.500 (12.7)	.910 (23.1)	.640 (16.3)	.240 (6.1)
	8561	.250 (6.4)	1.250 (31.8)	.920 (23.4)	1.860 (47.2)	.470 (11.9)	.800 (20.3)	.780 (19.8)	.350 (8.9)
 	8567	.125 (3.2)	.500 (12.7)	.500 (12.7)	.610 (15.5)	.160 (4.0)	.405 (10.3)	.410 (10.4)	.030 (0.8)
	8568	.250 (6.4)	.700 (17.8)	.625 (15.9)	.820 (20.8)	.210 (5.3)	.480 (12.2)	.468 (11.9)	.030 (0.8)
	8569	.250 (6.4)	.920 (23.4)	.780 (19.8)	1.090 (27.7)	.240 (6.1)	.660 (16.8)	.640 (16.3)	.100 (2.5)
 	8565	.250 (6.4)	.700 (17.8)	.630 (16.0)	1.187 (30.2)	.210 (5.3)	.510 (13.0)	.570 (14.5)	.030 (0.8)
	8566	.250 (6.4)	.920 (23.4)	.640 (16.3)	1.510 (38.6)	.260 (6.6)	.540 (13.7)	.730 (18.5)	.120 (3.1)

SPECIFICATIONS Material: Colored Polypropylene hub. Thermoplastic Elastomer (TPE) - Soft-Touch gripping surface Insert: Brass, Nickel Plate	CAT. NO.	COLOR		KNOB DIMENSIONS			NUT CLEARANCE	
		OUTSIDE	INSIDE	SHAFT (DIA.)	D (DIA.)	H (HEIGHT)	I.D. (DIA.)	C (C'BORE DEPTH)
 	8570	Black	Yellow	.250 (6.4)	.610 (15.5)	.550 (14.0)	.430 (10.9)	.090 (2.3)
	8571	Black	Red					
	8572	Black	Gray					
	8573	Black	Black					