

Overview

The KEMET VU compact aluminum metal cylinder filters cover single-phase requirements with a wide variety of characteristics. These filters are optimized for conduction noise. Their input/output terminals are Faston® type.

Applications

- Industrial equipment
- Electronic equipment

Benefits

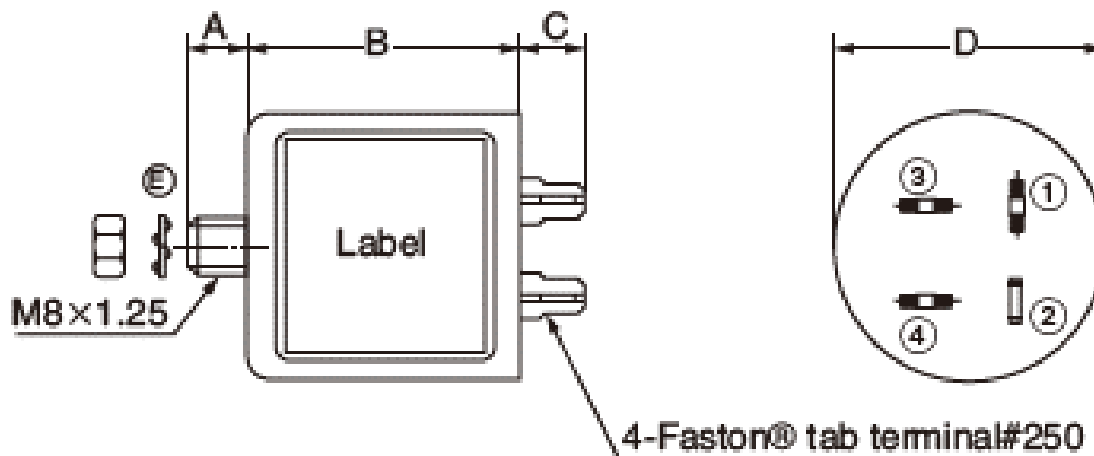
- Single-phase 250 VAC
- Current range from 15 to 20 A
- Operating temperature range from -25°C to +55°C
- UL and CSA or UL, CSA, and TÜV approved versions available
- RoHS compliant



Part Number System

VU-	2	20	F
Series	Phase	Rated Current (A)	Specification
VU	2 = Single-phase	0x = 0x A xx = xx A	F = Standard F3 = Low height

Dimensions – Millimeters



Recommended torque (N-m) maximum

• Earth terminal (M4: 4.41)

Faston® is a registered trademark of Tyco Electronics AMP.

Part Number	A	B	C	D
VU-215F	12	50	12	38
VU-215F3		40	13	45
VU-220F		50	12	50

Environmental Compliance

KEMET VU EMI-RFI Filters comply with EU RoHS Directive 2011/65/EU and (EU) 2015/863.

Products that fall under the exemptions listed in below table are also included.



Part Number	RoHS Compliant	RoHS Exemption Code
VU-215F	Yes	7(c)-I
VU-215F3	Yes	7(c)-I
VU-220F	Yes	7(c)-I

Code	Exemption
7(c)-I	Electrical and electronic components containing lead in a glass or ceramic other than dielectric ceramic in capacitors, e.g. piezoelectronic devices, or in a glass or ceramic matrix compound

Approvals

Certification Body	File Number	Part Number
UL	E59551	VU-215F, VU-215F3 and VU-220F
CSA	LR50413	VU-215F, VU-215F3 and VU-220F
TÜV Rheinland Japan Ltd.	R50015793	VU-220F

Performance Characteristics

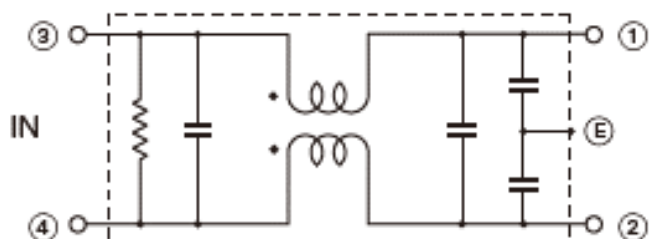
Item	Performance Characteristics
Rated Voltage	250 V
Rated Current Range	15 – 20 A
Withstanding Voltage	1,500 VAC (1 minute, line to ground)
Insulation Resistance	300 MΩ minimum at 500 VDC (1 minute, line to ground)
Leakage Current	1 mA maximum at 250 V/60 Hz
Input/Output Terminal Type	Faston®
Operating Temperature Range	-25°C to +55°C (not including self temperature rise)

Table 1 – Ratings & Part Number Reference

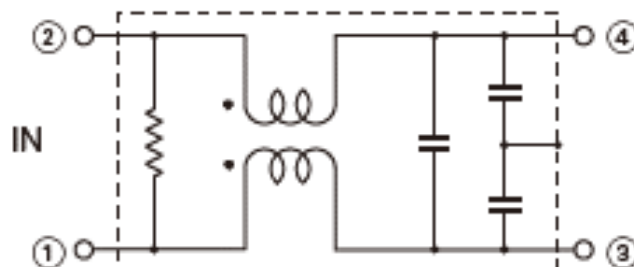
Part Number	Phase	Rated Voltage AC/DC (V)	Rated Current AC/DC (A)	Leakage Current at 250 V/60 Hz (mA) Maximum	Temperature Rise (K) Maximum	Operating Temperature Range	Terminal Type	Approval	Weight (g)
VU-215F	Single-phase	250	15	1	40	-25°C to +55°C	Faston®	UL and CSA	130
VU-215F3	Single-phase	250	15	1	40	-25°C to +55°C	Faston®	UL and CSA	105
VU-220F	Single-phase	250	20	1	40	-25°C to +55°C	Faston®	UL, CSA and TÜV	240

Circuit Diagram

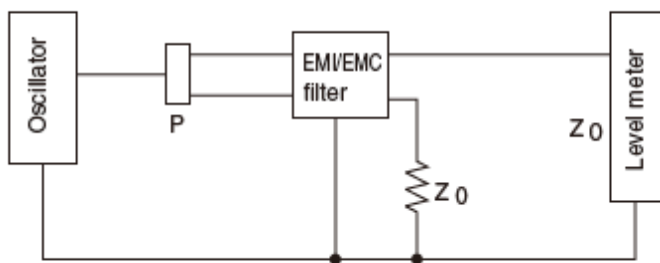
VU-215F, VU-220F



VU-215F3



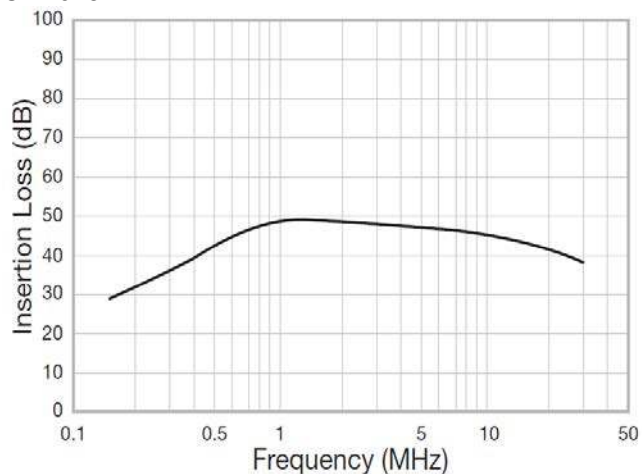
Measuring Circuit - Common Mode



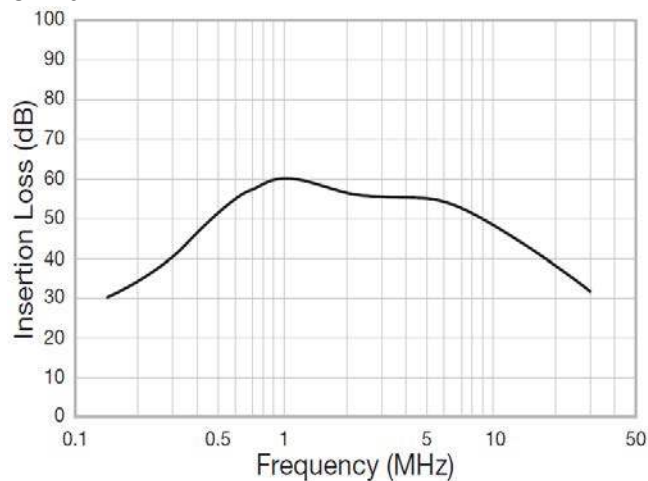
P: Power divider $Z_0: 50\Omega$

Attenuation (Static Characteristics)

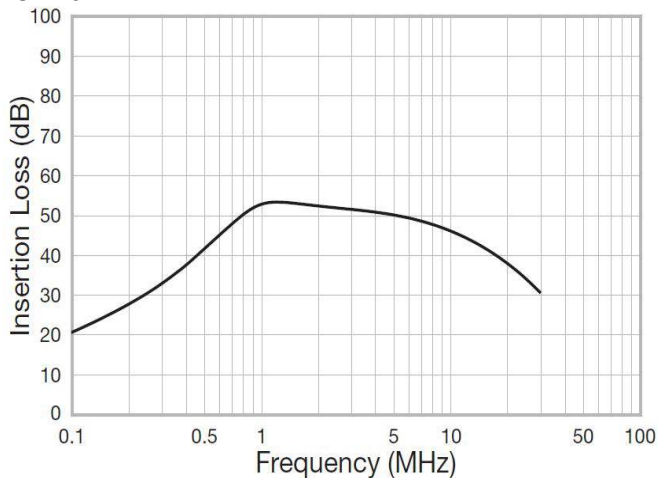
VU-215F3



VU-220F



VU-215F



Packaging

Part Type	Packaging Type	Pieces per Box
VU-215F	Tray	30
VU-215F3		60
VU-220F		25

Handling Precautions

Precautions for product storage

EMI-RFI Filters should be stored in normal working environments. While the filters themselves are quite robust in other environments, solderability will be degraded by exposure to high temperatures, high humidity, corrosive atmospheres, and long term storage.

KEMET recommends that maximum storage temperature not exceed 40°C, maximum storage humidity not exceed 70% relative humidity, and atmospheres should be free of chlorine and sulfur bearing compounds. Temperature fluctuations should be minimized to avoid condensation on the parts. Also, avoid storage near strong magnetic fields as this might magnetize the product.

EMI-RFI Filters' stock should be used promptly, preferably within 12 months of receipt.

KEMET Electronics Corporation Sales Offices

For a complete list of our global sales offices, please visit www.kemet.com/sales.

Disclaimer

All product specifications, statements, information and data (collectively, the "Information") in this datasheet are subject to change. The customer is responsible for checking and verifying the extent to which the Information contained in this publication is applicable to an order at the time the order is placed. All Information given herein is believed to be accurate and reliable, but it is presented without guarantee, warranty, or responsibility of any kind, expressed or implied.

Statements of suitability for certain applications are based on KEMET Electronics Corporation's ("KEMET") knowledge of typical operating conditions for such applications, but are not intended to constitute – and KEMET specifically disclaims – any warranty concerning suitability for a specific customer application or use. The Information is intended for use only by customers who have the requisite experience and capability to determine the correct products for their application. Any technical advice inferred from this Information or otherwise provided by KEMET with reference to the use of KEMET's products is given gratis, and KEMET assumes no obligation or liability for the advice given or results obtained.

Although KEMET designs and manufactures its products to the most stringent quality and safety standards, given the current state of the art, isolated component failures may still occur. Accordingly, customer applications which require a high degree of reliability or safety should employ suitable designs or other safeguards (such as installation of protective circuitry or redundancies) in order to ensure that the failure of an electrical component does not result in a risk of personal injury or property damage.

Although all product-related warnings, cautions and notes must be observed, the customer should not assume that all safety measures are indicated or that other measures may not be required.

When providing KEMET products and technologies contained herein to other countries, the customer must abide by the procedures and provisions stipulated in all applicable export laws and regulations, including without limitation the International Traffic in Arms Regulations (ITAR), the US Export Administration Regulations (EAR) and the Japan Foreign Exchange and Foreign Trade Act.

KEMET is a registered trademark of KEMET Electronics Corporation.