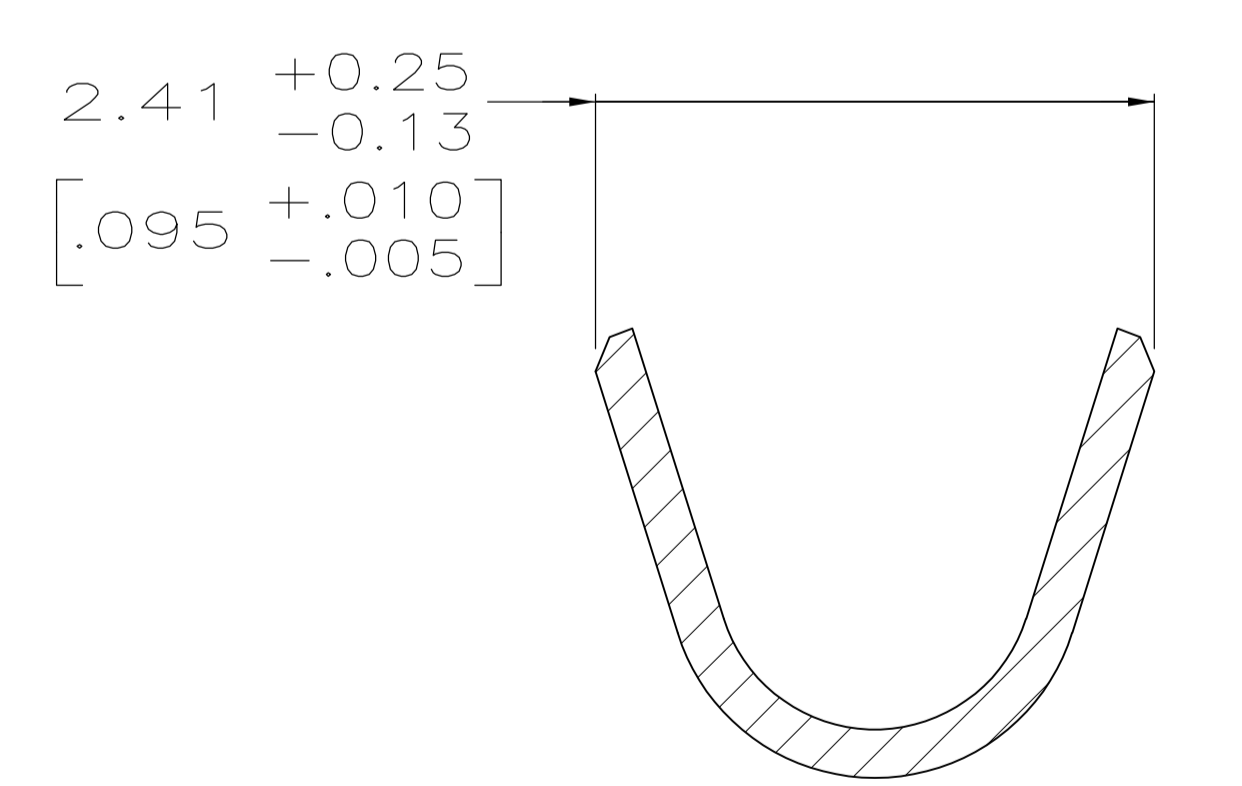
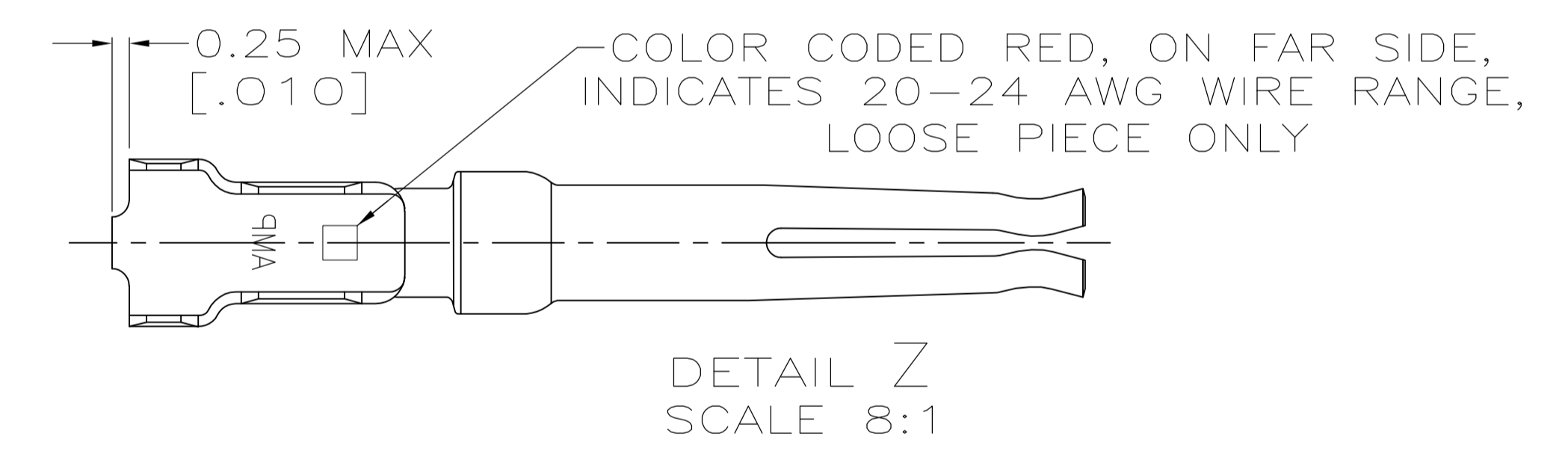
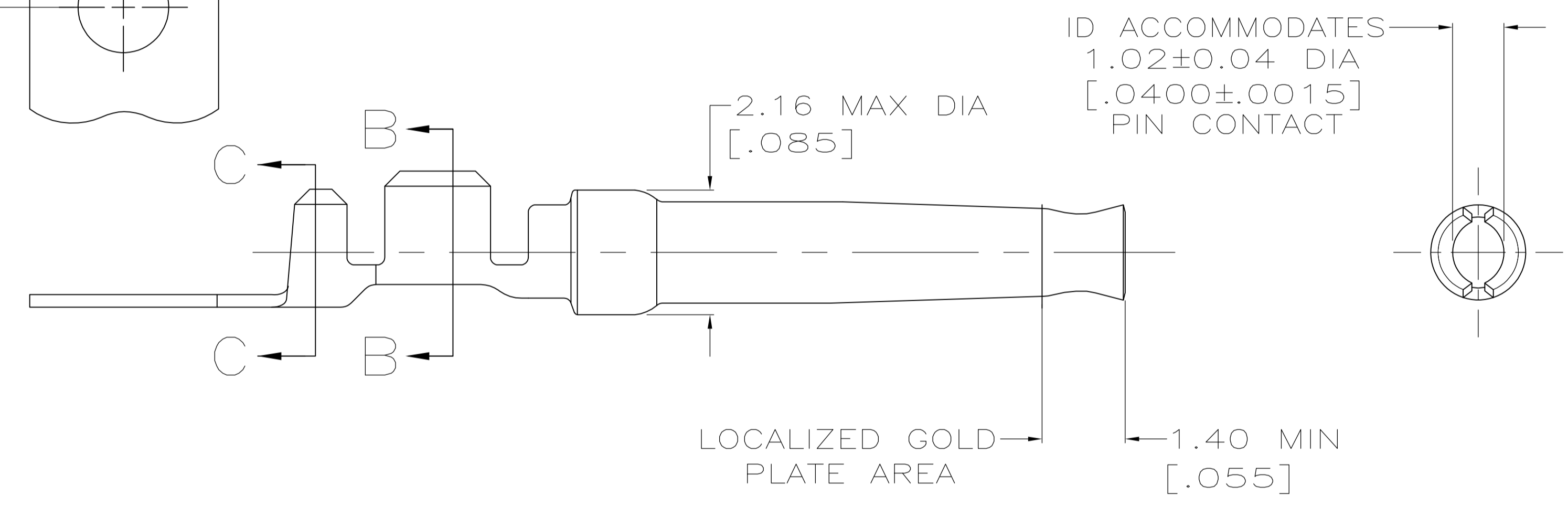
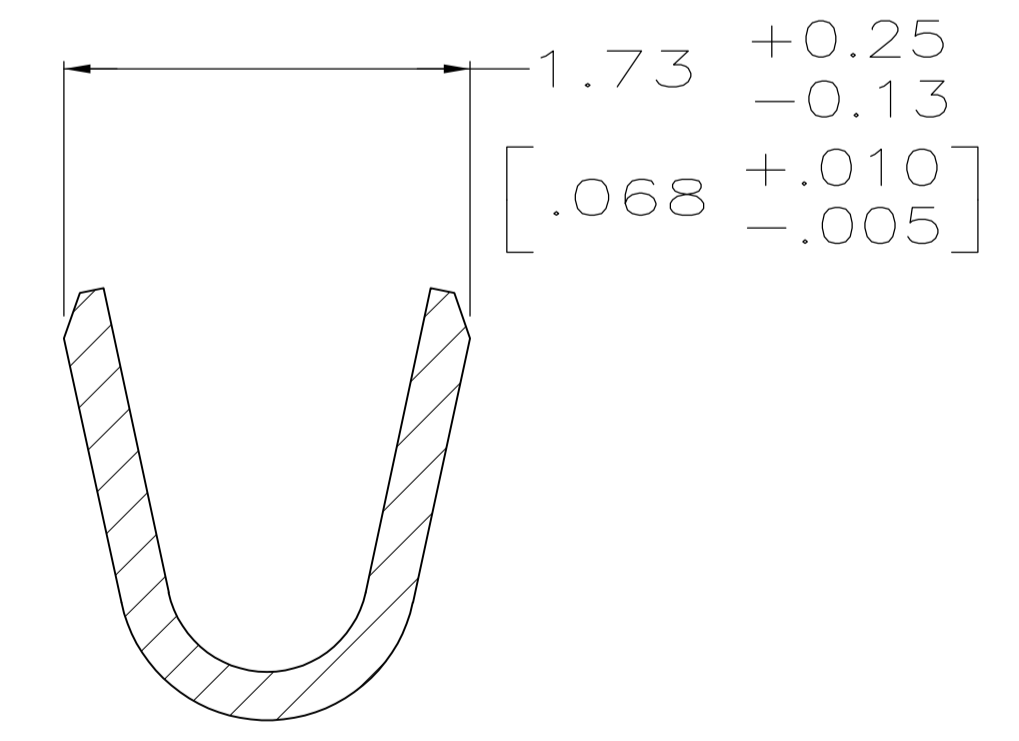


- 1 FOR MINI-APPLICATOR AND STRIPPER CRIMPER.
- 2 FOR HAND TOOL USE ONLY.
- 3. WIRE RANGE OF 20-24 AWG. INSULATION RANGE OF 1.27/1.52 [.050-.060].
- 4. TIN PLATING MAY NOT APPEAR ON CARRIER STRIP.
- 5 GOLD FLASH ON INSIDE OF LOCALIZED GOLD PLATE AREA, 2.54μm [.000100] TIN PLATED ON CRIMP BARRELS, ALL OVER 0.76μm [.000030] NICKEL UNDERPLATE.
- 6 PLATED WITH 0.76μm [.000030] GOLD ON INSIDE OF LOCALIZED GOLD PLATE AREA, 2.54μm [.000100] TIN ON CRIMP BARRELS, ALL OVER 1.27μm [.000050] NICKEL UNDERPLATE.
-OR-
GOLD FLASH OVER PALLADIUM-NICKEL, 0.76μm [.000030] TOTAL ON INSIDE OF LOCALIZED GOLD PLATE AREA, 2.54μm [.000100] TIN ON CRIMP BARRELS, ALL OVER 1.27μm [.000050] NICKEL UNDERPLATE.
- 7 GOLD FLASH ON INSIDE OF LOCALIZED GOLD PLATE AREA, 0.76μm [.000030] MIN TIN ON CRIMP BARRELS, ALL OVER 0.76μm [.000030] MIN NICKEL UNDERPLATE.
- 8 SPECIAL PACKAGING.



SECTION C-C
SCALE 20:1
INSULATION BARREL



SECTION B-B
SCALE 20:1
WIRE BARREL

6	1	-	8	1658537-6
7	1	-		1658537-5
6	2	SEE DETAIL Z		1658537-4
6	1			1658537-3
5	2	SEE DETAIL Z		1658537-2
5	1	-		1658537-1
FINISH	USE	LOOSE PIECE	PART NUMBER	

THIS DRAWING IS A CONTROLLED DOCUMENT.

DIMENSIONS: mm [INCHES]	TOLERANCES UNLESS OTHERWISE SPECIFIED:	DIN G. ATTADIA - DOCKS 01-10-05	APVD J. GFRACE 01-10-05	NAME M. WALMSLEY 01-10-05	STE TE Connectivity
0 PLC ± -	1 PLC ± -	PRODUCT SPEC 108-40005			SOCKET CONTACT, 20 DF, 20-24 AWG, AMPLIMITE
2 PLC ± ± 0.13 [.005]	3 PLC ± -	APPLICATION SPEC 114-10000			
MATERIAL PHOSPHOR BRONZE	FINISH SEE TABLE	WEIGHT -	SIZE A1	CAGE CODE 00779	DRAWING NO. 1658537
CUSTOMER DRAWING		SCALE -	SHEET 1	OF 1	REV D1