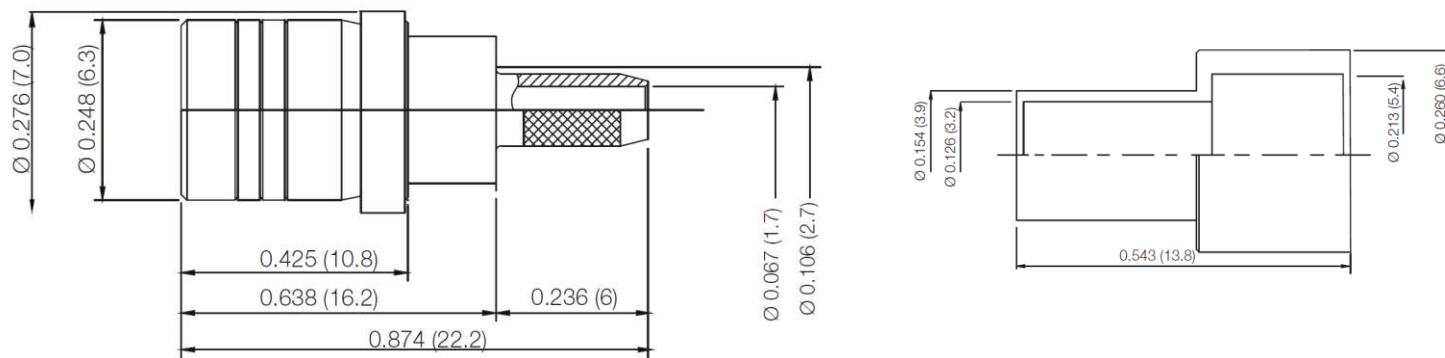


Model 72981
SMB Straight Plug Crimp, RG174, 188, 316



Snap-on coupling and small size for fast connect and disconnect

Features

- DC – 4 GHz
- Small size and durability for RF coaxial applications
- Precision machined and gold-plated for low loss

Materials

- Body is machined brass with gold plating
- Center contacts
 - Plug is gold-plated brass
 - Jack is gold-plated beryllium copper
- High quality PTFE insulators
- Crimp Ferrules are annealed copper
- Silicone rubber gaskets

Ordering Information

Model: 72981
SMB Straight Plug Crimp, RG174, 188, 316

Specifications

Impedance	50 Ω
Frequency Range	0 - 4 GHz
VSWR	1.3 max.
Working Voltage	335 Vrms max.
Dielectric Withstand Voltage	1000 Vrms
Center / Outer Contact Resistance	6 / 2.5 mΩ
Number of Insertions	500 cycles min.
Insulation Resistance	1000 MΩ
Temperature Range	-65°C to +165°C (-85°F to +329° F)

USA: Sales: 800-490-2361
Technical Support: technicalsupport@pomonatest.com
Europe: 31-(0) 40 2675 150 **International:** 425-446-5500
Where to Buy: www.pomonaelectronics.com

All dimensions are in inches. Tolerances (except noted): .xx = ±.02" (.51 mm), .xxx = ±.005" (.127 mm). All specifications are to the latest revisions. Specifications are subject to change without notice. Registered trademarks are the property of their respective companies.

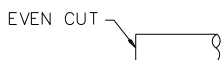
Model 72981
SMB Straight Plug Crimp, RG174, 188, 316

Cable Types and Crimp Die Information

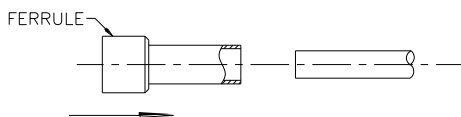
Connector Model #	Cable Groups	Crimp Die Cavity Size for Outer Ferrule
72981	RG174, 188, 316	0.128" (3.3mm)

Cable Assembly Instructions

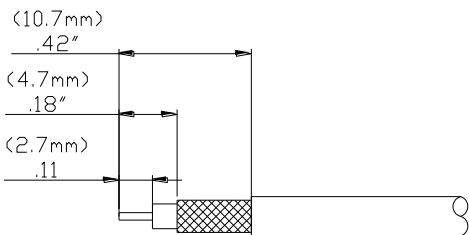
1. CUT CABLE END EVENLY AND PERPENDICULAR.



2. SLIDE OUTER FERRULE OVER CABLE END.

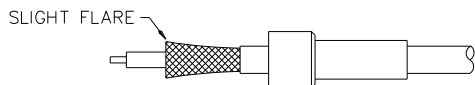


3. STRIP CABLE JACKET, BRAID, AND DIELECTRIC TO SPECIFICATION LENGTHS.

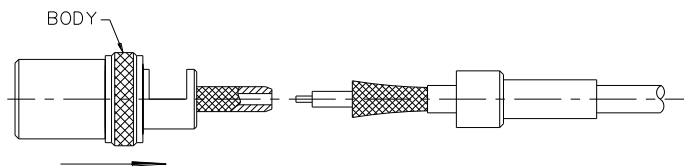


RECOMMENDED STRIP LENGTHS

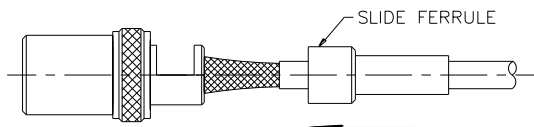
4. FLARE BRAID END SLIGHTLY.



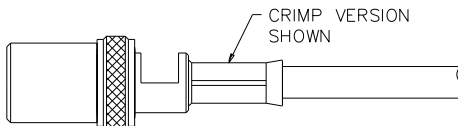
5. SLIDE CONNECTOR BODY OVER CENTER CONDUCTOR, DIELECTRIC AND UNDER BRAID.



6. SLIDE OUTER FERRULE OVER BRAID AND UP AGAINST BODY ASSEMBLY.



7. CRIMP OUTER FERRULE WITH APPROPRIATE CRIMP TOOL.



USA: Sales: 800-490-2361
 Technical Support: technicalsupport@pomonatest.com
 Europe: 31-(0) 40 2675 150 International: 425-446-5500
 Where to Buy: www.pomonaelectronics.com

All dimensions are in inches. Tolerances (except noted): .xx = ±.02" (.51 mm), .xxx = ±.005" (.127 mm). All specifications are to the latest revisions. Specifications are subject to change without notice. Registered trademarks are the property of their respective companies.