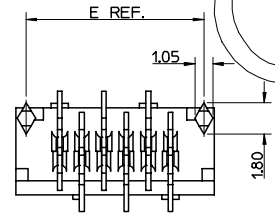


PART NUMBER	NUMBER OF CIRCUITS	DIM A	DIM B	DIM C	DIM E
91820-**04	4	8.86	3.81	6.11	7.66
91820-**06	6	11.40	6.35	8.65	10.20
91820-**08	8	13.94	8.89	11.19	12.74
91820-**10	10	16.48	11.43	13.73	15.28
91820-**12	12	19.02	13.97	16.27	17.82
91820-**14	14	21.56	16.51	18.81	20.36
91820-**16	16	24.10	19.05	21.35	22.90
91820-**18	18	26.64	21.59	23.89	25.44
91820-**20	20	29.18	24.13	26.43	27.98
91820-**22	22	31.72	26.67	28.97	30.52
91820-**24	24	34.26	29.21	31.51	33.06
91820-**26	26	36.80	31.75	34.05	35.60

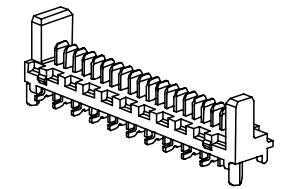


91820-\*\*\*\*

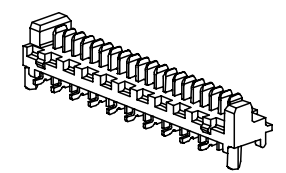
CIRCUIT SIZE  
04 TO 26 (4 TO 26CKT)

PCB PEGS	TUBE PACKED	TAPE & REEL PACKED	DIM D	VERSION
0	YES	YES	6.40	STANDARD HEADER
2	YES	NO		
3	NO	YES		
5	NO	NO	4.10	LOW-PROFILE HEADER
6	NO	YES		
7	NO	NO		
8	YES	YES		
9	YES	NO		

0 - TIN VERSION  
3 - GOLD VERSION



STANDARD HEADER  
Scale 3:1



LOW-PROFILE HEADER  
Scale 3:1

NOTES:

- MATERIALS:  
HOUSING: PCT 30% GLASS FILL, UC94 V-0, COLOUR: BLACK.  
TERMINAL: CARTRIDGE BRASS 0.28 REF. THICK.
- PLATING:  
TIN VERSION: 3um TIN MIN. OVER NICKEL.  
GOLD VERSION: 0.76um SELECTIVE GOLD MIN. AND 0.10um GOLD FLASH MIN. OVER NICKEL.
- CONFORMS TO PRODUCT SPECIFICATION PS-99020-0011.
- FOR TAPE AND REEL PACKAGING SEE PK-91820-001.
- FOR TUBE PACKAGING SEE PK-91820-002.
- PCB PEGS ARE OPTIONAL.
- ALL SMT TAILS LIE WITHIN A COPLANARITY BAND OF 0.00 TO 0.10.
- COLOUR VARIATION MAY BE VISIBLE ON THE HOUSING SURFACES.
- MATES WITH MOLEX 90327 & 91935 SERIES.
- RECOMMENDED PCB LAYOUT SHOWN ON SHEET 2.

AREA OF SELECTIVE GOLD  
SEE NOTE 2

DETAIL1  
Scale 10:1

OBSOLETE E.C. NO: E2008-0123 DRAWN: JDENNEHY 2007/10/04 CHKD: DMORLARTY 2007/10/02 APPR: JDENNEHY 2007/10/03 REV DESCRIPTION	QUALITY SYMBOLS	GENERAL TOLERANCES (UNLESS SPECIFIED)	DIMENSION STYLE	SCALE	DESIGN UNITS	THIRD ANGLE PROJECTION
	$\nabla=0$ $\nabla=0$	mm INCH 4 PLACES ± --- ± --- 3 PLACES ± --- ± --- 2 PLACES ± 0.15 ± --- 1 PLACE ± 0.25 ± --- ANGULAR ± 5°	MM ONLY	5:1	METRIC	
			DRAWN BY DATE	TITLE		
			GMC/SWEENEY 2005/07/14	PICOFLEX SMT HEADER ASSEMBLY ROHS COMPATIBLE		
			CHECKED BY DATE	MOLEX INCORPORATED		
			JDENNEHY 2005/07/15	MATERIAL NO. DOCUMENT NO. SHEET NO.		
			APPROVED BY DATE	SD-91820-001 1 OF 2		
			JDENNEHY 2005/07/15	THIS DRAWING CONTAINS INFORMATION THAT IS PROPRIETARY TO MOLEX INCORPORATED AND SHOULD NOT BE USED WITHOUT WRITTEN PERMISSION		

PART NUMBER	NUMBER OF CIRCUITS	DIM B	DIM E	DIM F
91820-***04	4	3.81	7.66	3.83
91820-***06	6	6.35	10.20	5.10
91820-***08	8	8.89	12.74	6.37
91820-***10	10	11.43	15.28	7.64
91820-***12	12	13.97	17.82	8.91
91820-***14	14	16.51	20.36	10.18
91820-***16	16	19.05	22.90	11.45
91820-***18	18	21.59	25.44	12.72
91820-***20	20	24.13	27.98	13.99
91820-***22	22	26.67	30.52	15.26
91820-***24	24	29.21	33.06	16.53
91820-***26	26	31.75	35.60	17.80



RECOMMENDED PCB LAYOUT FOR TRANSITION FIT WITH PCB PEGS:

HEADER VERSIONS 91820-\*\*\*04/ -\*\*\*06/ -\*\*\*08/ -\*\*\*10/ -\*\*\*12/ -\*\*\*14/ -\*\*\*16/ -\*\*\*18/ -\*\*\*20/ -\*\*\*22/ -\*\*\*24/ -\*\*\*26/  
 VIEWED FROM COMPONENT SIDE.  
 PCB THICKNESS = 1.60 ± 0.14



RECOMMENDED PCB LAYOUT FOR HEADERS WITHOUT PCB PEGS:

HEADER VERSIONS 91820-\*\*\*3/ -\*\*\*5/ -\*\*\*6/ -\*\*\*7/  
 VIEWED FROM COMPONENT SIDE.  
 PCB THICKNESS = 1.60 ± 0.14



RECOMMENDED PCB LAYOUT FOR CLEARANCE FIT WITH PCB PEGS:

HEADER VERSIONS 91820-\*\*\*04/ -\*\*\*06/ -\*\*\*08/ -\*\*\*10/ -\*\*\*12/ -\*\*\*14/ -\*\*\*16/ -\*\*\*18/ -\*\*\*20/ -\*\*\*22/ -\*\*\*24/ -\*\*\*26/  
 VIEWED FROM COMPONENT SIDE.  
 PCB THICKNESS = 1.60 ± 0.14

SEE SHEET 1 EIC NO: E2008-0123 DRAWN: JDENNEHY 2007/10/04 CHKD: DMORLARTY 2007/10/02 APPR: JDENNEHY 2007/10/03 REV DESCRIPTION	QUALITY SYMBOLS	GENERAL TOLERANCES (UNLESS SPECIFIED)	DIMENSION STYLE	SCALE	DESIGN UNITS	THIRD ANGLE PROJECTION																						
	$\nabla=0$ $\nabla=0$	<table border="1"> <tr><th></th><th>mm</th><th>INCH</th></tr> <tr><td>4 PLACES</td><td>± ---</td><td>± ---</td></tr> <tr><td>3 PLACES</td><td>± ---</td><td>± ---</td></tr> <tr><td>2 PLACES</td><td>± 0.15</td><td>± ---</td></tr> <tr><td>1 PLACE</td><td>± 0.25</td><td>± ---</td></tr> <tr><td colspan="3">ANGULAR ± 5 °</td></tr> </table>		mm	INCH	4 PLACES	± ---	± ---	3 PLACES	± ---	± ---	2 PLACES	± 0.15	± ---	1 PLACE	± 0.25	± ---	ANGULAR ± 5 °			MM ONLY	5:1	METRIC					
		mm	INCH																									
	4 PLACES	± ---	± ---																									
3 PLACES	± ---	± ---																										
2 PLACES	± 0.15	± ---																										
1 PLACE	± 0.25	± ---																										
ANGULAR ± 5 °																												
<table border="1"> <tr><td>DRAWN BY</td><td>DATE</td><td>TITLE</td></tr> <tr><td>GMCWEENEY</td><td>2005/07/14</td><td>PICOFLEX SMT HEADER ASSEMBLY</td></tr> <tr><td>CHECKED BY</td><td>DATE</td><td>ROHS COMPATIBLE</td></tr> <tr><td>JDENNEHY</td><td>2005/07/15</td><td></td></tr> <tr><td>APPROVED BY</td><td>DATE</td><td></td></tr> <tr><td>JDENNEHY</td><td>2005/07/15</td><td></td></tr> </table>	DRAWN BY	DATE	TITLE	GMCWEENEY	2005/07/14	PICOFLEX SMT HEADER ASSEMBLY	CHECKED BY	DATE	ROHS COMPATIBLE	JDENNEHY	2005/07/15		APPROVED BY	DATE		JDENNEHY	2005/07/15		<table border="1"> <tr><td>MATERIAL NO.</td><td>DOCUMENT NO.</td><td>SHEET NO.</td></tr> <tr><td></td><td>SD-91820-001</td><td>2 OF 2</td></tr> </table>	MATERIAL NO.	DOCUMENT NO.	SHEET NO.		SD-91820-001	2 OF 2	<table border="1"> <tr><td colspan="2">MOLEX INCORPORATED</td></tr> </table>	MOLEX INCORPORATED	
DRAWN BY	DATE	TITLE																										
GMCWEENEY	2005/07/14	PICOFLEX SMT HEADER ASSEMBLY																										
CHECKED BY	DATE	ROHS COMPATIBLE																										
JDENNEHY	2005/07/15																											
APPROVED BY	DATE																											
JDENNEHY	2005/07/15																											
MATERIAL NO.	DOCUMENT NO.	SHEET NO.																										
	SD-91820-001	2 OF 2																										
MOLEX INCORPORATED																												
DRAFT WHERE APPLICABLE MUST REMAIN WITHIN DIMENSIONS		SEE CHART	THIS DRAWING CONTAINS INFORMATION THAT IS PROPRIETARY TO MOLEX INCORPORATED AND SHOULD NOT BE USED WITHOUT WRITTEN PERMISSION																									