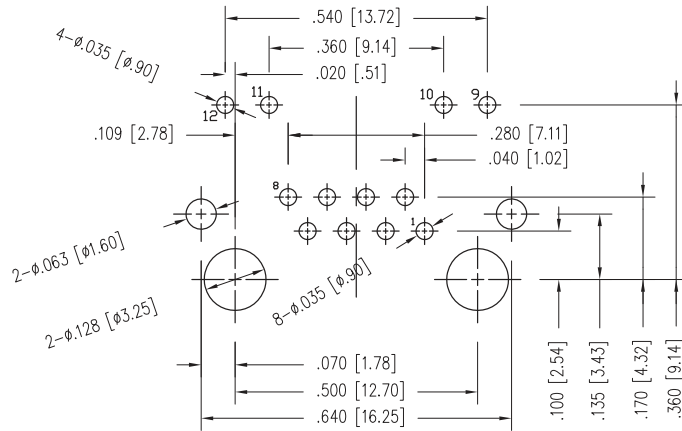
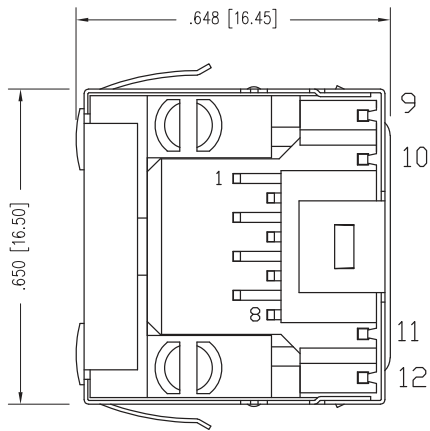
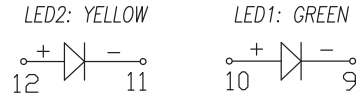


DATE	REV	ECN	APP'D. BY
02/01/2022	A0	11923	JME

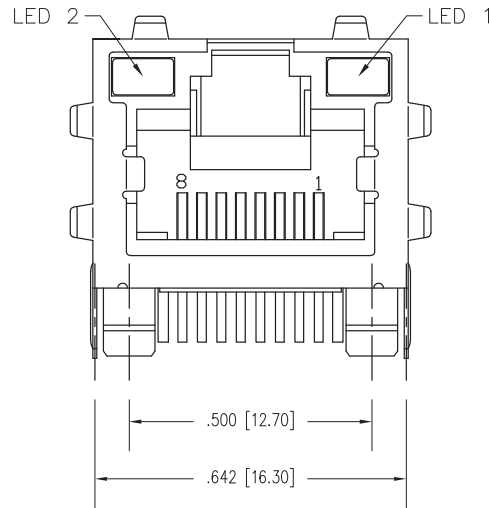
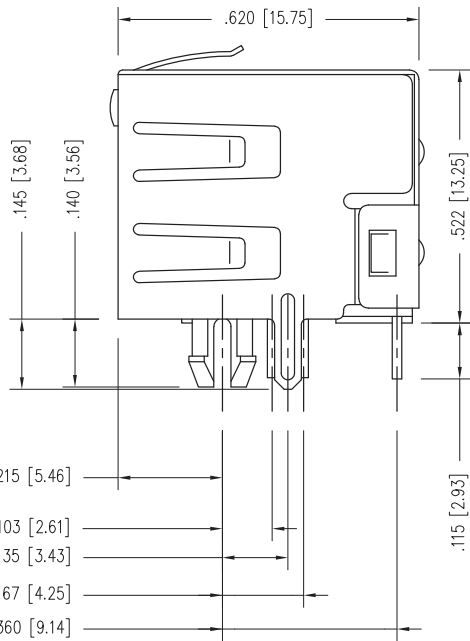


RECOMMENDED PCB LAYOUT (COMPONENT SIDE)



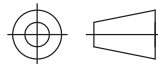
NOTES:

- CONNECTOR MATERIALS**  
HOUSING: THERMOPLASTIC UL94 V-0  
SHIELD: NICKEL PLATED BRASS  
CONTACT PLATING: SELECTIVE GOLD OR EQUIVALENT IN THE CONTACT AREA  
SEE CHART FOR PART NUMBER
- OPERATING LIFE: 750 CYCLES MIN
- DIMENSIONS AND TOLERANCES COMPLY WITH TIA-1096 STANDARD.
- ELECTRICAL**  
VOLTAGE RATING: 150 VAC RMS  
CURRENT RATING: 1.5 AMP  
CONTACT RESISTANCE: 20 mΩ MAX  
INSULATION RESISTANCE: 1000 MΩ MIN @ 500 VDC.  
DIELECTRIC STRENGTH: 1500 V DC OR A.C. PEAK; ALL CONTACTS CONNECTED TOGETHER TO SHIELD, @ 0.5mA 50Hz OR 60Hz PER MINUTE
- ENVIRONMENTAL**  
STORAGE TEMPERATURE: -40° C TO 85° C  
OPERATIONAL TEMPERATURE: -40° C TO 85° C



15 MICRO-INCHES [0.38um]	SS-90000-009
CONTACT PLATING IN MATING AREA	PART NUMBER

THIRD ANGLE PROJECTION



11118 Susquehanna Trail South  
Glen Rock, PA 17327-9199  
(717) 235-7512  
<http://www.stewartconnector.com>

DO NOT SCALE DRAWING  
DRAWING IS SUBJECT TO CHANGE WITHOUT NOTICE

DIMENSIONS: INCHES (METRIC)  
UNLESS OTHERWISE SPECIFIED TOLERANCES ARE ±.005 [0.13] ANGLES ARE ± 1°

SHEET NO. 1 OF 1

TITLE: RJ45 SHIELDED ESSENTIALS JACK WITH YELLOW/GREEN LEDS

THIS DRAWING AND THE SUBJECT MATTER SHOWN THEREON ARE CONFIDENTIAL AND THE PROPRIETARY PROPERTY OF STEWART CONNECTOR AND SHALL NOT BE REPRODUCED, COPIED, OR USED IN ANY MANNER WITHOUT PRIOR WRITTEN CONSENT OF STEWART CONNECTOR. ONE OR MORE U.S. PATENTS MAY APPLY TO THIS PRODUCT. FOR DETAILS, PLEASE VISIT: [HTTP://BELFUSE.COM/STEWART/STEWART\\_PATENTS/](http://BELFUSE.COM/STEWART/STEWART_PATENTS/)

DRN BY: BTS	DATE 02/01/22
APPD BY: JME	DATE 02/01/22
DWG NO. CT900009	REV. A0

