

# M23-17P1N8A9003S - Coupler connector



1629106

<https://www.phoenixcontact.com/us/products/1629106>

Please be informed that the data shown in this PDF document is generated from our online catalog. Please find the complete data in the user documentation. Our general terms of use for downloads are valid.



M23, Coupler connector, series: M23 PRO, straight, shielded: yes, for standard and ONECLICK fast locking system, No. of pos.: 17, Direction of rotation: Standard, contact connection type: Pin, Crimp connection, cable diameter range: 6 mm ... 10 mm, coding: N, Item is lead-free in accordance with RoHS II without Exemption 6c (Pb <0.1%)

## Your advantages

- Solutions with cross-manufacturer compatibility for standard and fast locking systems
- Modern, consistent design for highly convenient operation
- Easy, cost-effective cable assembly: uniform shielding of M17 to M40

## Commercial data

|                                      |               |
|--------------------------------------|---------------|
| Item number                          | 1629106       |
| Packing unit                         | 1 pc          |
| Minimum order quantity               | 1 pc          |
| Sales key                            | AB34          |
| Product key                          | ABRABG        |
| GTIN                                 | 4055626762531 |
| Weight per piece (including packing) | 112.5 g       |
| Weight per piece (excluding packing) | 112.5 g       |
| Customs tariff number                | 85366990      |
| Country of origin                    | DE            |

# M23-17P1N8A9003S - Coupler connector



1629106

<https://www.phoenixcontact.com/us/products/1629106>

## Technical data

### Notes

|         |   |
|---------|---|
| General | Order 17 x 1 mm crimp contacts separately |
| General | Please observe the derating curve.        |

### Safety note

|   |  |
|---|--|
| Safety note   | WARNING: The connectors may not be plugged in or disconnected under load. Ignoring the warning or improper use may damage persons and/or property.   |
|   | <ul style="list-style-type: none"><li>• WARNING: Commission properly functioning products only. The products must be regularly inspected for damage. Decommission defective products immediately. Replace damaged products. Repairs are not possible.</li></ul>  |
|   | <ul style="list-style-type: none"><li>• WARNING: Only electrically qualified personnel may install and operate the product. They must observe the following safety notes. The qualified personnel must be familiar with the basics of electrical engineering. They must be able to recognize and prevent danger. The relevant symbol on the packaging indicates that only personnel familiar with electrical engineering are allowed to install and operate the product.</li></ul> |
|   | <ul style="list-style-type: none"><li>• The products are suitable for applications in plant, controller, and electrical device engineering.</li></ul>  |
|   | <ul style="list-style-type: none"><li>• When operating the connectors in outdoor applications, they must be separately protected against environmental influences.</li></ul>   |
|   | <ul style="list-style-type: none"><li>• Assembled products may not be manipulated or improperly opened.</li></ul>  |
|   | <ul style="list-style-type: none"><li>• Only use mating connectors that are specified in the technical data of the standards listed (e.g. the ones listed in the product accessories online at <a href="https://www.phoenixcontact.com/products">phoenixcontact.com/products</a>).</li></ul>   |
|   | <ul style="list-style-type: none"><li>• When using the product in direct connection with third-party manufacturers, the user is responsible.</li></ul>   |
|   | <ul style="list-style-type: none"><li>• For operating voltages &gt; 50 V AC, conductive connector housings must be grounded</li></ul>  |
|   | <ul style="list-style-type: none"><li>• Ensure that the protective or functional ground has been properly connected.</li></ul>   |
|   | <ul style="list-style-type: none"><li>• VDE 0100/1.97 § 411.1.3.2 and DIN EN 60 204/11.98 § 14.1.3 are applicable when combining several circuits in a cable and/or connector</li></ul>  |
|   | <ul style="list-style-type: none"><li>• Only use tools recommended by Phoenix Contact</li></ul>  |
|   | <ul style="list-style-type: none"><li>• The installation notes/Design In documents online on the download page at <a href="https://www.phoenixcontact.com/products">phoenixcontact.com/products</a> must be observed for this product.</li></ul>   |
|   | <ul style="list-style-type: none"><li>• Operate the connector only when it is fully plugged in and interlocked.</li></ul>  |
|   | <ul style="list-style-type: none"><li>• Ensure that when laying the cable, the tensile load on the connectors does not exceed the upper limit specified in the standards.</li></ul>  |
| <ul style="list-style-type: none"><li>• Observe the minimum bending radius of the cable. Lay the cable without twisting it.</li></ul>   |  |
| <ul style="list-style-type: none"><li>• The connector warms up in normal operation. Depending on the ambient conditions, the surface of the connector can continue to</li></ul> |  |

# M23-17P1N8A9003S - Coupler connector



1629106

<https://www.phoenixcontact.com/us/products/1629106>

warm up. In this case, the user is responsible for posting warnings (e.g. DIN EN ISO 13732-1:2008-12).

## Product properties

|              |                                 |
|--------------|---------------------------------|
| Product type | Circular connector (cable-side) |
|--------------|---------------------------------|

## Connector

### Insulating body

|   |   |
|---|---|
| Note  | Order information: Order crimp contacts Ø 1 mm separately |
| Coding  | N   |
| Insulation body material                            | PA 6.6  |
| Insertion/withdrawal cycles                         | 100   |
| Connection method                                   | Crimp connection  |
| Contact switching type                              | Pin   |
| Application   | Signal  |
| Number of positions                                 | 17  |
| Direction of rotation                               | Standard  |
| Connection profile                                  | 17  |
| Contact diameter <b>Signal contacts</b>             | 1 mm  |
| Litz wire cross-section <b>Signal contacts</b> min. | 0.08 mm <sup>2</sup>                                      |
| Litz wire cross-section <b>Signal contacts</b> max. | 1 mm <sup>2</sup>   |
| Nominal current per signal contact                  | 8 A   |
| Note  | for max. connection cross section                         |
| Rated voltage Signal contact                        | 125 V   |
| Rated surge voltage                                 | 2 kV  |
| Overvoltage category                                | III   |
| Degree of pollution                                 | 3   |
| Installation height                                 | 2000 m  |

### Housing

|                                   |   |
|-----------------------------------|---|
| Housing material                  | GD-Zn   |
| Type of locking                   | for standard and ONECLICK fast locking system |
| Pg screw connection               | none  |
| Degree of protection (plugged in) | IP66 / IP68 (2 m / 24 h)                      |
| Thread type                       | M23   |

### Seal

|                         |                |
|-------------------------|----------------|
| External cable diameter | 6 mm ... 10 mm |
| Seal material           | FKM            |

## Environmental and real-life conditions

### Ambient conditions

|                                 |                                     |
|---------------------------------|-------------------------------------|
| Ambient temperature (operation) | -40 °C ... 105 °C (see to derating) |
|---------------------------------|-------------------------------------|

# M23-17P1N8A9003S - Coupler connector



1629106

<https://www.phoenixcontact.com/us/products/1629106>

|                       |                                    |
|-----------------------|------------------------------------|
| Altitude              | 2000 m                             |
| Permanent temperature | 125 °C (DIN EN 60512-9-2 / 1000 h) |

# M23-17P1N8A9003S - Coupler connector

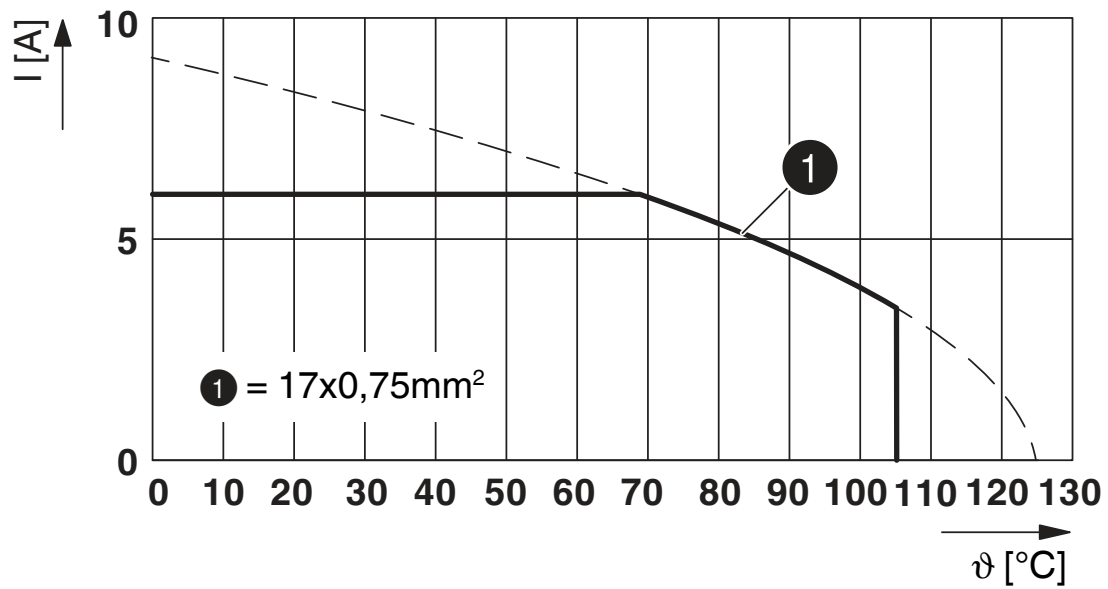


1629106

<https://www.phoenixcontact.com/us/products/1629106>

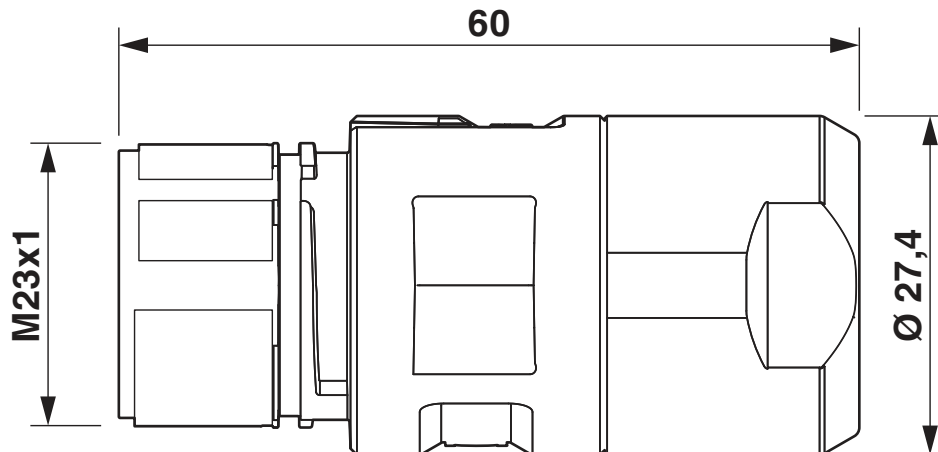
## Drawings

Diagram



$I$  = current strength,  $\vartheta$  = ambient temperature, 17x 6 A

Dimensional drawing



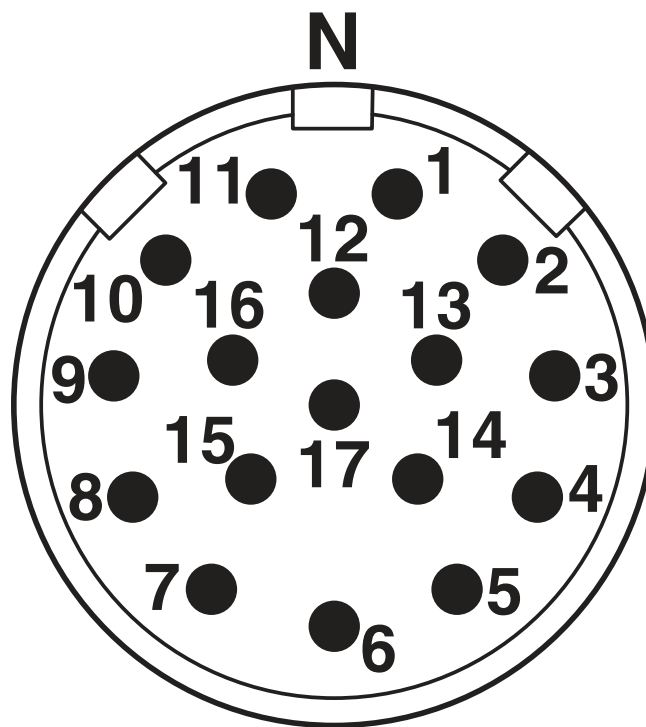
Dimensional drawing

# M23-17P1N8A9003S - Coupler connector

1629106

<https://www.phoenixcontact.com/us/products/1629106>

Schematic diagram



# M23-17P1N8A9003S - Coupler connector





1629106

<https://www.phoenixcontact.com/us/products/1629106>

## Approvals

To download certificates, visit the product detail page: <https://www.phoenixcontact.com/us/products/1629106>

|  <b>cUL Recognized</b><br>Approval ID: E335019-20141210 |                       |                       |                   |                             |
|--|-----------------------|-----------------------|-------------------|-----------------------------|
|  | Nominal voltage $U_N$ | Nominal current $I_N$ | Cross section AWG | Cross section $\text{mm}^2$ |
|  | 150 V                 | 3.5 A                 | - 20              | -                           |

|  <b>UL Recognized</b><br>Approval ID: E335019-20141210 |                       |                       |                   |                             |
|---|-----------------------|-----------------------|-------------------|-----------------------------|
|   | Nominal voltage $U_N$ | Nominal current $I_N$ | Cross section AWG | Cross section $\text{mm}^2$ |
|   | 150 V                 | 4.5 A                 | - 20              | -                           |

| <b>cULus Recognized</b> |  |  |  |  |
|-------------------------|--|--|--|--|
|-------------------------|--|--|--|--|

# M23-17P1N8A9003S - Coupler connector



1629106

<https://www.phoenixcontact.com/us/products/1629106>

## Classifications

### ECLASS

|             |          |
|-------------|----------|
| ECLASS-11.0 | 27440102 |
| ECLASS-12.0 | 27440116 |
| ECLASS-13.0 | 27440116 |

### ETIM

|          |          |
|----------|----------|
| ETIM 8.0 | EC002635 |
|----------|----------|

### UNSPSC

|             |          |
|-------------|----------|
| UNSPSC 21.0 | 39121400 |
|-------------|----------|



# M23-17P1N8A9003S - Coupler connector



1629106

<https://www.phoenixcontact.com/us/products/1629106>

## Environmental product compliance

|            |   |
|------------|---|
| China RoHS | Environmentally friendly use period: unlimited = EFUP-e |
|            | No hazardous substances above threshold values          |

# M23-17P1N8A9003S - Coupler connector



1629106

<https://www.phoenixcontact.com/us/products/1629106>

## Accessories

### FLANGE-M23PRO-SG - Square mounting flange

1055767

<https://www.phoenixcontact.com/us/products/1055767>



Square mounting flange, Axial seal, 4xM3

---

### UNIFOX-RT M23 17 - Contact removal tool

1253082

<https://www.phoenixcontact.com/us/products/1253082>



Removal tool for the M23 PRO series 17-position signal contact carrier

## M23-17P1N8A9003S - Coupler connector

1629106

<https://www.phoenixcontact.com/us/products/1629106>



### RC-11P2000 - Crimp contact

1596770

<https://www.phoenixcontact.com/us/products/1596770>



Crimp contact, Pin, turned, Single contact, contact diameter: 1 mm, crimp range: 0.08 mm<sup>2</sup> ... 0.22 mm<sup>2</sup>, Alternative product in accordance with RoHS II without Exemption 6c (Pb <0.1%) item no.: 1240882

---

### RC-12P2000 - Crimp contact

1597862

<https://www.phoenixcontact.com/us/products/1597862>



Crimp contact, Pin, turned, Single contact, contact diameter: 1 mm, crimp range: 0.14 mm<sup>2</sup> ... 0.56 mm<sup>2</sup>, Alternative product in accordance with RoHS II without Exemption 6c (Pb <0.1%) item no.: 1240882

## M23-17P1N8A9003S - Coupler connector

1629106

<https://www.phoenixcontact.com/us/products/1629106>



### RC-1KP2000 - Crimp contact

1602996

<https://www.phoenixcontact.com/us/products/1602996>



Crimp contact, Pin, turned, Single contact, contact diameter: 1 mm, crimp range: 0.5 mm<sup>2</sup> ... 1 mm<sup>2</sup>, Alternative product in accordance with RoHS II without Exemption 6c (Pb <0.1%) item no.: 1241571

---

### RC-22P2000 - Crimp contact

1603321

<https://www.phoenixcontact.com/us/products/1603321>



Crimp contact, Pin, rolled, Single contact, contact diameter: 1 mm, crimp range: 0.22 mm<sup>2</sup> ... 0.56 mm<sup>2</sup>, Single contact, Item is lead-free in accordance with RoHS II without Exemption 6c (Pb <0.1%)

## M23-17P1N8A9003S - Coupler connector

1629106

<https://www.phoenixcontact.com/us/products/1629106>



### RC-22P2300 - Crimp contact

1603324

<https://www.phoenixcontact.com/us/products/1603324>



Crimp contact, Pin, rolled, Taped articles, number of pieces per reel: 500, contact diameter: 1 mm, crimp range: 0.22 mm<sup>2</sup> ... 0.56 mm<sup>2</sup>, Item is lead-free in accordance with RoHS II without Exemption 6c (Pb <0.1%)

---

### RC-22P2400 - Crimp contact

1603325

<https://www.phoenixcontact.com/us/products/1603325>



Crimp contact, Pin, rolled, Taped articles, number of pieces per reel: 10000, contact diameter: 1 mm, crimp range: 0.22 mm<sup>2</sup> ... 0.56 mm<sup>2</sup>, Item is lead-free in accordance with RoHS II without Exemption 6c (Pb <0.1%)

# M23-17P1N8A9003S - Coupler connector

1629106

<https://www.phoenixcontact.com/us/products/1629106>



## RC-21P2000 - Crimp contact

1603310

<https://www.phoenixcontact.com/us/products/1603310>



Crimp contact, Pin, rolled, Single contact, contact diameter: 1 mm, crimp range: 0.08 mm<sup>2</sup> ... 0.22 mm<sup>2</sup>, Single contact

---

## RC-21P2300 - Crimp contact

1603313

<https://www.phoenixcontact.com/us/products/1603313>



Crimp contact, Pin, rolled, Taped articles, number of pieces per reel: 500, contact diameter: 1 mm, crimp range: 0.08 mm<sup>2</sup> ... 0.22 mm<sup>2</sup>

# M23-17P1N8A9003S - Coupler connector

1629106

<https://www.phoenixcontact.com/us/products/1629106>



## RC-21P2400 - Crimp contact

1611637

<https://www.phoenixcontact.com/us/products/1611637>



Crimp contact, Pin, rolled, Taped articles, number of pieces per reel: 10000, contact diameter: 1 mm, crimp range: 0.08 mm<sup>2</sup> ... 0.22 mm<sup>2</sup>

---

## PROT-M23PRO-OT-IP20 - Plastic protective cap

1055753

<https://www.phoenixcontact.com/us/products/1055753>



Plastic protective cap, M23, degree of protection: IP20, series: M23 PRO

# M23-17P1N8A9003S - Coupler connector

1629106

<https://www.phoenixcontact.com/us/products/1629106>



## PROT-M23PRO-OT-IP67 - Plastic protective cap

1055749

<https://www.phoenixcontact.com/us/products/1055749>

Plastic protective cap, M23, degree of protection: IP67, series: M23 PRO Signal



---

## M23PRO-VIB-ORING-OR - Sealing ring

1521137

<https://www.phoenixcontact.com/us/products/1521137>

Vibration O-ring, optional accessory for M23 PRO device connectors





# M23-17P1N8A9003S - Coupler connector

1629106

<https://www.phoenixcontact.com/us/products/1629106>



## M23PRO-VIB-ORING-GN - Sealing ring

1521138

<https://www.phoenixcontact.com/us/products/1521138>

Vibration O-ring, optional accessory for M23 PRO device connectors



---

Phoenix Contact 2023 © - all rights reserved

<https://www.phoenixcontact.com>

Phoenix Contact USA  
586 Fulling Mill Road  
Middletown, PA 17057, United States  
(+717) 944-1300  
[info@phoenixcon.com](mailto:info@phoenixcon.com)