

Data sheet | Item number: 294-5024

Lighting connector; push-button, external; without ground contact; 1/L´-2/L-PE-N; 4-pole; Lighting side: for solid conductors; Inst. side: for all conductor types; max. 2.5 mm²; Surrounding air temperature: max 85°C (T85); 2,50 mm²; white



www.wago.com/294-5024



Color:

Subject to changes. Please also observe the further product documentation!

WAGO GmbH & Co. KG
Hansastr. 27
32423 Minden
Phone: +49571 887-0 | Fax: +49571 887-169
Email: info.de@wago.com | Web: www.wago.com

Do you have any questions about our products?
We are always happy to take your call at +49 (571) 887-44222.



Item description

- External connection of solid, stranded and fine-stranded conductors
- Universal conductor termination (AWG, metric)
- Third contact located at the bottom of internal connection end
- Strain relief plate can be retrofitted

Data

Electrical data

Subject to changes. Please also observe the further product documentation!



Ratings per IEC/EN

| | |
|----------------------------|--|
| Ratings per | IEC/EN 60998-1 |
| Ratings (note) | Connection points |
| Nominal voltage (II/2) | 500 V |
| Rated surge voltage (II/2) | 4 kV |
| Rated current | 24 A |
| Legend (ratings) | (II / 2) \triangleq Overvoltage category II / Pollution degree 2 |

Ratings per IEC/EN 2

| | |
|------------------------------|-------------------|
| Ratings per 2 | IEC/EN 60998-2-2 |
| Ratings (note) 2 | Connection points |
| Rated voltage (II/2) 2 | 500 V |
| Rated surge voltage (II/2) 2 | 4 kV |
| Rated current 2 | 24 A |

Connection data

| | |
|----------------------------|--------------------|
| Connection points | 20 |
| Total number of potentials | 4 |
| Number of connection types | 4 |
| PE function | without PE contact |

Connection 1

| | |
|--|---|
| Connection type 1 | External 1 |
| Connection technology | Push-in CAGE CLAMP [®] |
| Number of connection points | 2 |
| Actuation type | Push-button |
| Connectable conductor materials | Copper |
| Solid conductor | 0.5 ... 2.5 mm ² / 18 ... 12 AWG |
| Solid conductor; push-in termination | 0.5 ... 2.5 mm ² / 18 ... 12 AWG |
| Stranded conductor | 0.5 ... 2.5 mm ² / 18 ... 14 AWG |
| Fine-stranded conductor | 0.5 ... 2.5 mm ² / 18 ... 14 AWG |
| Fine-stranded conductor; with insulated ferrule | 0.5 ... 1.5 mm ² / 18 ... 16 AWG |
| Fine-stranded conductor; with uninsulated ferrule | 0.5 ... 1.5 mm ² / 18 ... 16 AWG |
| Fine-stranded conductor; with ferrule; push-in termination | 0.5 mm ² / 18 AWG |
| Strip length | 8 ... 9 mm / 0.31 ... 0.35 inches |

Subject to changes. Please also observe the further product documentation!



| | |
|------------------|-------------------|
| Pole number | 4 |
| Wiring direction | Side-entry wiring |

Connection 2

| | |
|---|---|
| Connection type 2 | Internal 2 |
| Connection technology 2 | PUSH WIRE® |
| Number of connection points 2 | 1 |
| Actuation type 2 | Push-in |
| Solid conductor 2 | 0.5 ... 2.5 mm ² / 18 ... 14 AWG |
| Fine-stranded conductor; with insulated ferrule 2 | 0.5 ... 1 mm ² / 18 ... 16 AWG |
| Fine-stranded conductor; with uninsulated ferrule 2 | 0.5 ... 1.5 mm ² / 18 ... 14 AWG |
| Strip length 2 | 8 ... 9 mm / 0.31 ... 0.35 inches |

Connection 3

| | |
|---|---|
| Connection type 3 | Internal 3 |
| Connection technology 3 | PUSH WIRE® |
| Number of connection points 3 | 1 |
| Actuation type 3 | Push-in |
| Solid conductor 3 | 0.5 ... 1.5 mm ² / 18 ... 16 AWG |
| Fine-stranded conductor; with insulated ferrule 3 | 0.5 ... 0.75 mm ² / 18 AWG |
| Fine-stranded conductor; with uninsulated ferrule 3 | 0.5 ... 1 mm ² / 18 AWG |
| Strip length 3 | 8 ... 9 mm / 0.31 ... 0.35 inches |

Connection 4

| | |
|-------------------------------|---------------------------------------|
| Connection type 4 | Internal 4 |
| Connection technology 4 | PUSH WIRE® |
| Number of connection points 4 | 1 |
| Actuation type 4 | Push-in |
| Solid conductor 4 | 0.5 ... 0.75 mm ² / 18 AWG |
| Strip length 4 | 8 ... 9 mm / 0.31 ... 0.35 inches |

Physical data

| | |
|-------------------------|-------------------------|
| Pin spacing | 10 mm / 0.394 inches |
| Width | 40 mm / 1.575 inches |
| Height | 21.53 mm / 0.848 inches |
| Height from the surface | 17 mm / 0.669 inches |

Subject to changes. Please also observe the further product documentation!

WAGO GmbH & Co. KG
 Hansastr. 27
 32423 Minden
 Phone: +49571 887-0 | Fax: +49571 887-169
 Email: info.de@wago.com | Web: www.wago.com

Do you have any questions about our products?
 We are always happy to take your call at +49 (571) 887-44222.



| | |
|-------|------------------------|
| Depth | 27.3 mm / 1.075 inches |
|-------|------------------------|

Mechanical Data

| | |
|---------------|----------------------------|
| Marking | 1/L´-2/L- $\frac{1}{2}$ -N |
| Mounting type | Snap-in foot |

Material Data

| | |
|-----------------------------|--|
| Note (material data) | Information on material specifications can be found here |
| Color | white |
| Material group | IIIa |
| Insulation material | Polycarbonate (PC) |
| Flammability class per UL94 | V0 |
| Clamping spring material | Chrome-nickel spring steel (CrNi) |
| Contact material | Electrolytic copper (E _{Cu}) |
| Contact plating | Tin |
| Fire load | 0.242 MJ |
| Halogen-free | Yes |
| Weight | 12.2 g |

Environmental requirements

| | |
|-----------------------|--------|
| Temperature stability | 120 °C |
| T marking | T85 |

Commercial data

| | |
|-----------------------|--------------------------------|
| Product Group | 8 (Misc. Chassis Mount Blocks) |
| eCl@ss 10.0 | 27-14-11-06 |
| eCl@ss 9.0 | 27-14-11-06 |
| ETIM 8.0 | EC001284 |
| ETIM 7.0 | EC001284 |
| PU (SPU) | 500 pcs |
| Packaging type | Foil |
| Country of origin | CH |
| GTIN | 4050821098201 |
| Customs tariff number | 85369010000 |

Subject to changes. Please also observe the further product documentation!

WAGO GmbH & Co. KG
Hansastr. 27
32423 Minden
Phone: +49571 887-0 | Fax: +49571 887-169
Email: info.de@wago.com | Web: www.wago.com

Do you have any questions about our products?
We are always happy to take your call at +49 (571) 887-44222.



Environmental Product Compliance

| | |
|---|--|
| CAS-No. | 131651-65-5 144317-44-2 220133-51-7 220689-12-3 25628-08-4 29420-49-3 375-73-5 503155-89-3 507453-86-3 68259-10-9 |
| REACH Candidate List Substance | Perfluorobutane sulfonic acid (PFBS) and its salts |
| RoHS Compliance Status | Compliant, With Exemption |
| RoHS Exemption | 6(c) 7(a) 7(c)-I 7(c)-II |
| SCIP notification number (Austria) | b32d9e91-7f54-474c-b3d3-a4c356be048a |
| SCIP notification number (Belgium) | f7136768-0fc0-4db6-95b7-ab315c71410d |
| SCIP notification number (Bulgaria) | 56d2fc49-5bd2-4fa5-bc32-11d9c5aa8647 |
| SCIP notification number (Czech Republic) | db0a4458-bda9-4d50-9b99-8c7324490523 |
| SCIP notification number (Denmark) | 75b0f1f0-a9a8-4443-a7dd-72f29707bc2f |
| SCIP notification number (Finland) | 7d90a9d0-57bc-4ade-b223-52ce8c35a361 |
| SCIP notification number (France) | 30a301c5-aec7-4019-ab11-f41bc1a4e3af |
| SCIP notification number (Germany) | c2c3cd02-79a9-45e0-ae5c-252335af6ddd |
| SCIP notification number (Hungary) | 0569f298-cf1a-44f1-8b4e-ce4f41ff1065 |
| SCIP notification number (Italy) | 6b149dfe-700a-4a0b-a179-539420870a6f |
| SCIP notification number (Netherlands) | 5d601875-d8de-4d5e-8d99-a254b5280d8b |
| SCIP notification number (Poland) | 6c51a740-3399-434c-86f5-340ab443d364 |
| SCIP notification number (Romania) | b8758b48-c67f-4891-bb8d-49090a01338d |
| SCIP notification number (Sweden) | 7c3a1af6-9c3b-4647-950c-380b36f61d14 |

Approvals / Certificates

General approvals

| Logo | Approval | Additional Approval Text | Certificate name |
|------|-------------------------------------|--------------------------|------------------|
| | ENEC 05 DEKRA Certification B.V. | EN 60998 | 2128791.01 |

Declarations of conformity and manufacturer's declarations

Certificate

Subject to changes. Please also observe the further product documentation!

WAGO GmbH & Co. KG
Hansastr. 27
32423 Minden
Phone: +49571 887-0 | Fax: +49571 887-169
Email: info.de@wago.com | Web: www.wago.com

Do you have any questions about our products?
We are always happy to take your call at +49 (571) 887-44222.



| Logo | Approval | Additional Approval Text | name |
|------|---|--------------------------|------|
| | EU-Declaration of Conformity WAGO GmbH & Co. KG | - | - |
| | UK-Declaration of Conformity WAGO GmbH & Co. KG | - | - |

Optional accessories

Tool

| Operating tool | | |
|---|--|--|
| Item no.: 206-294 Disconnection tool; green | | www.wago.com/206-294 |

Strain relief

| Strain relief | | |
|--|--|--|
| Item no.: 294-370 Strain relief; for 294 Series; with snap-in mounting feet; white | | www.wago.com/294-370 |
| Item no.: 294-375 Strain relief; for 294 Series; without snap-in mounting feet; white | | www.wago.com/294-375 |
| Strain relief plate | | |
| Item no.: 294-364 Strain relief plate; for 294 Series; for multicore cables; 3- to 5-pole; with secured clamp; white | | www.wago.com/294-364 |
| Item no.: 294-384 Strain relief plate; for 294 Series; for single strands; 3- to 5-pole; with secured clamp; white | | www.wago.com/294-384 |

Downloads

Documentation

Bid Text

| | | | |
|-------------------------|--------------|----------------|----------|
| 294-5024 X81 - Datei | 2019 年2月19 日 | xml 5.7 kB | Download |
| 294-5024 doc - Datei | 2017 年6月13 日 | doc 28.7 kB | Download |

Additional Information

| | | | |
|--|--|---------------|----------|
| | | pdf 2.3 MB | Download |
|--|--|---------------|----------|

Subject to changes. Please also observe the further product documentation!

WAGO GmbH & Co. KG
Hansastr. 27
32423 Minden
Phone: +49571 887-0 | Fax: +49571 887-169
Email: info.de@wago.com | Web: www.wago.com

Do you have any questions about our products?
We are always happy to take your call at +49 (571) 887-44222.

CAD/CAE-Data

CAD data

| | | |
|-----------------------|---------------------|--------------------------|
| 2D/3D Models 294-5024 | URL | Download |
|-----------------------|---------------------|--------------------------|

CAE data

| | | |
|-------------------------|---------------------|--------------------------|
| WSCAD Universe 294-5024 | URL | Download |
|-------------------------|---------------------|--------------------------|

| | | |
|-----------------------|---------------------|--------------------------|
| ZUKEN Portal 294-5024 | URL | Download |
|-----------------------|---------------------|--------------------------|

Environmental Product Compliance

Compliance Search

| | | |
|---|---------------------|--------------------------|
| Environmental Product Compliance 294-5024 | URL | Download |
|---|---------------------|--------------------------|

Lighting connector; push-button, external; without ground contact; 1/L´-2/L-PE-N; 4-pole; Lighting side: for solid conductors; Inst. side: for all conductor types; max. 2.5 mm²; Surrounding air temperature: max 85°C (T85); 2,50 mm²; white

Installation Notes

Installation



4-pole – without ground contact





Snap-in foot

Subject to changes. Please also observe the further product documentation!



Drilled hole for snap-in mounting foot

Conductor termination



Internal connection:

PUSH WIRE® for internal wiring with solid conductors


External connection:

Push-in CAGE CLAMP® for field-wiring with all conductor types

Subject to changes. Please also observe the further product documentation!



Terminating five conductors per pole – solid and fine-stranded.



Subject to changes. Please also observe the further product documentation!