



## AM SERIES RECEPTACLES

### LOCKING TYPE, WEATHERPROOF, LONG LASTING

#### KEY FEATURES

- Phosphor bronze contacts
- Thermal-set phenolic base
- UL recognized component
- Extremely reliable and versatile
- Meets ANSI C136.10

Our AM series offers a long life and weatherproof locking style receptacle. The AM Series is designed specifically for street, roadway and outdoor lighting applications.

This 3-pole, 3-wire locking type receptacle conforms to the ANSI, NEMA, and UL standards for lighting receptacles. The AM-1-A and AM-2-A includes mounting brackets.

Common uses for the AM Series Receptacles include roadway, park, and parking lighting.

**Customers can count on consistent, high quality products, driven by TE's proven innovation and backed by our extraordinary customer support.**

# AM Series Receptacles

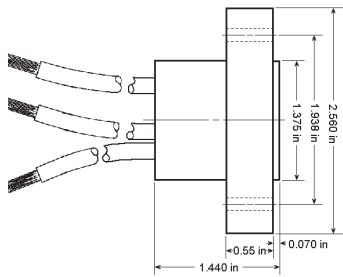


Fig. A

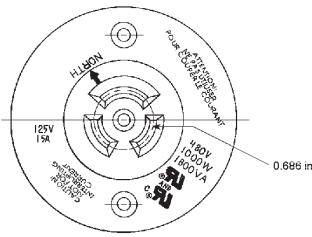


Fig. B

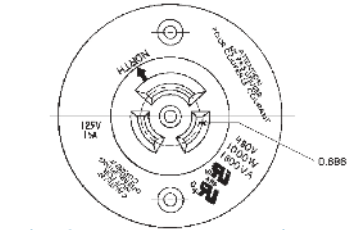
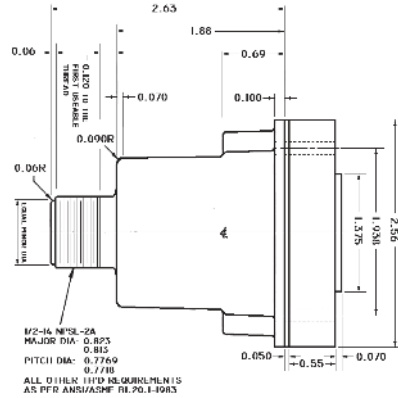


Fig. C

Fig. D

## AM-1-A Series

Figure A: Side profile  
Figure B: Top View

## AM-2-A Series

Includes AM-1-A Series Figure above along with the Aluminum lower housing

Figure C: Side profile  
Figure D: Top View

### SPECIFICATION - DIMENSIONS IN INCHES (MM)

Physical	Dimensions: approx. 2.56" [65.02mm] x 1.44" [36.58mm] high (not including wires)
	Designed to meet ANSI C136.10
Nipple	1/2" - 14NPSL as per ANSI/ASME B1.20.1 (AM-2A and AM-2-A-NB)
Housing	Aluminum Casting (AM-2-A and AM-2-A-NB)
Bracket	Aluminum
Lead Wires	#14 AWG, rated 105°C

### PRODUCT SELECTION INFORMATION - DIMENSIONS IN INCHES

Description	Range (Volts)	Load Rating Ballast (VA)	Load Rating Ballast (Amps)	Flange Diameter	Receptacle Barrel Diameter	Overall Height	Lead Wire Length	Bracket (inches)		
								Width	Depth	Height
AM-1-A	120 - 480	1800	15.0	2 - 9/16	1 - 3/8	1 - 1/2	9	2.0	3	5 - 1/2
AM-1-A-NB	120 - 480	1800	15.0	2 - 9/16	1 - 3/8	1 - 1/2	9	-	-	-
AM-2-A	120 - 480	1800	15.0	2 - 9/16	-	3 - 1/4	6	2.0	3	5 - 1/2
AM-2-A-NB	120 - 480	1800	15.0	2 - 9/16	-	3 - 1/4	6	-	-	-



[te.com/energy](http://te.com/energy)

©2019 TE Connectivity. All Rights Reserved. E354-0719-EN

Raychem, TE, TE Connectivity and the TE connectivity (logo) are trademarks of the TE Connectivity Ltd. Family of companies. Other logos, product and Company names mentioned herein may be trademarks of their respective owners. While TE has made every reasonable effort to ensure the accuracy of the information in this brochure, TE does not guarantee that it is error-free, nor does TE make any other representation, warranty or guarantee that the information is accurate, correct, reliable or current. TE reserves the right to make any adjustments to the information contained herein at any time without notice. TE expressly disclaims all implied warranties regarding the information contained herein, including, but not limited to, any implied warranties of merchantability or fitness for a particular purpose. The dimensions in this brochure are for reference purposes only and are subject to change without notice. Specifications are subject to change without notice. Consult TE for the latest dimensions and design specifications

### FOR MORE INFORMATION: TE Technical Support Centers

USA:	+ 1 800 327 6996
France:	+ 33 380 583 200
UK:	+ 44 0870 870 7500
Germany:	+ 49 896 089 903
Spain:	+ 34 916 630 400
Italy:	+ 39 333 250 0915
Benelux:	+ 32 16 508 695
Canada:	+ 1 (905) 475-6222
Mexico:	+ 52 (0) 55-1106-0800
Latin/S. America:	+ 54 (0) 11-4733-2200
China:	+ 86 (0) 400-820-6015