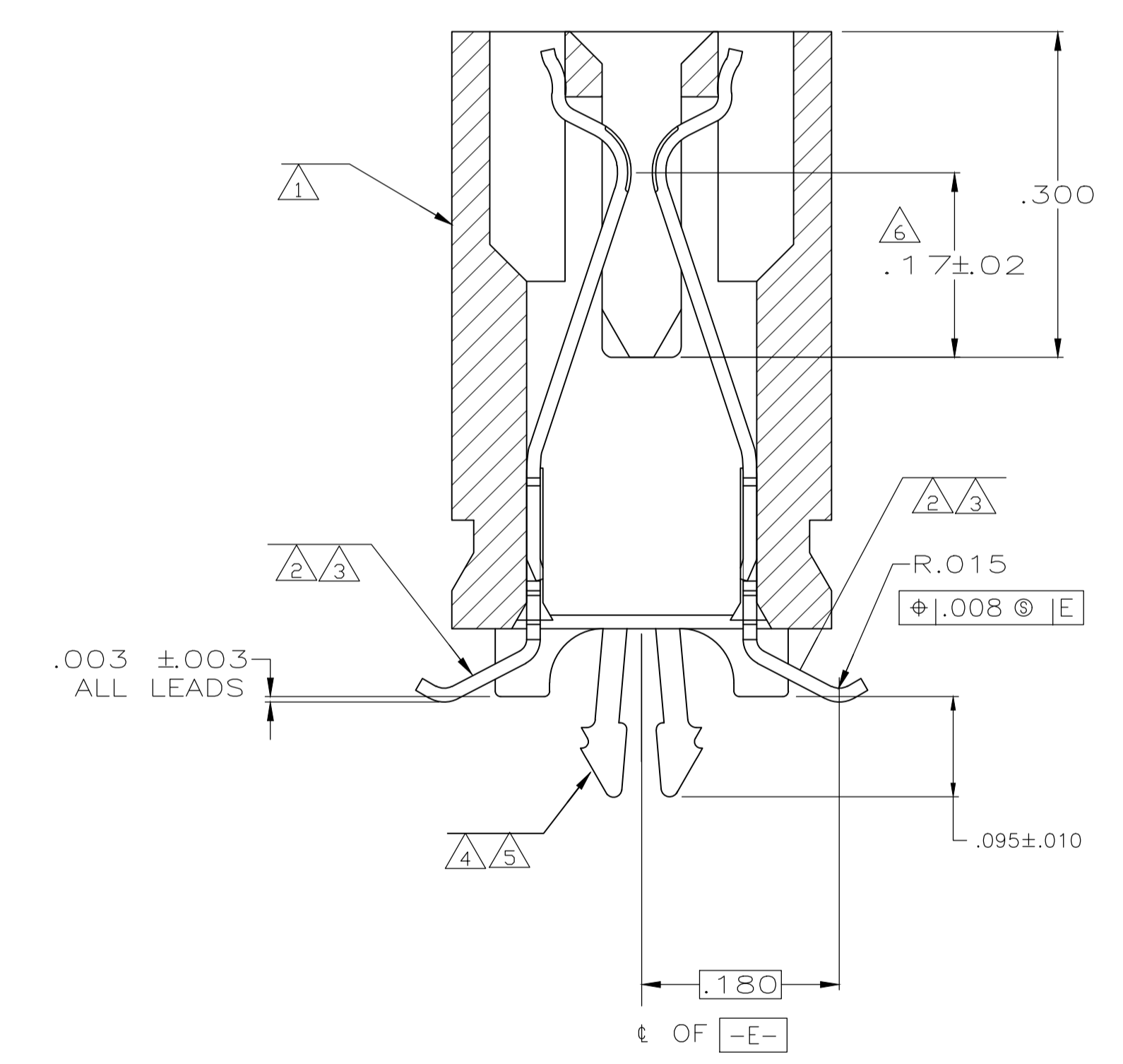
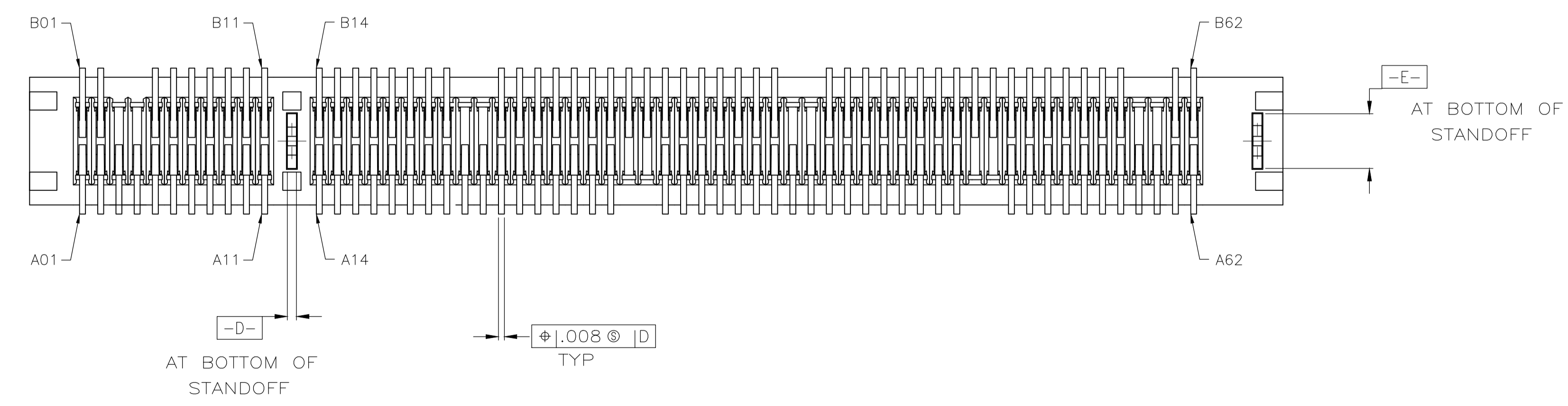
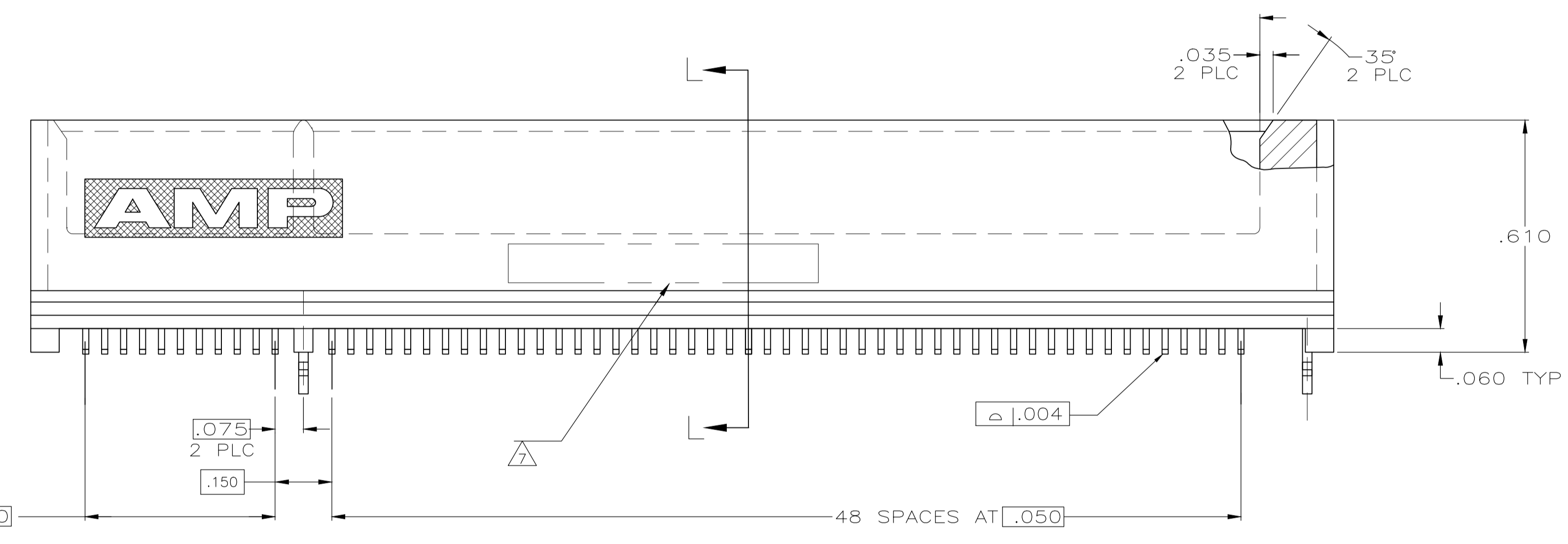
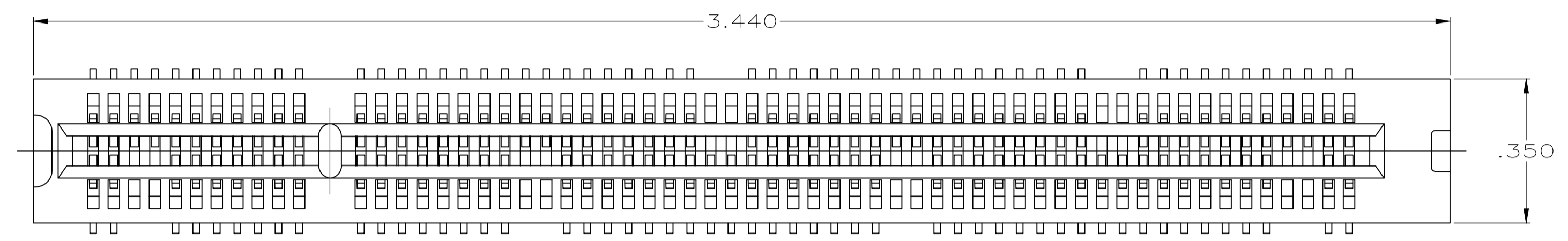


REVISIONS					
P	LTR	DESCRIPTION	DATE	DMN	APVD
A		ECO-18-017215	03DEC2018	FL	HL

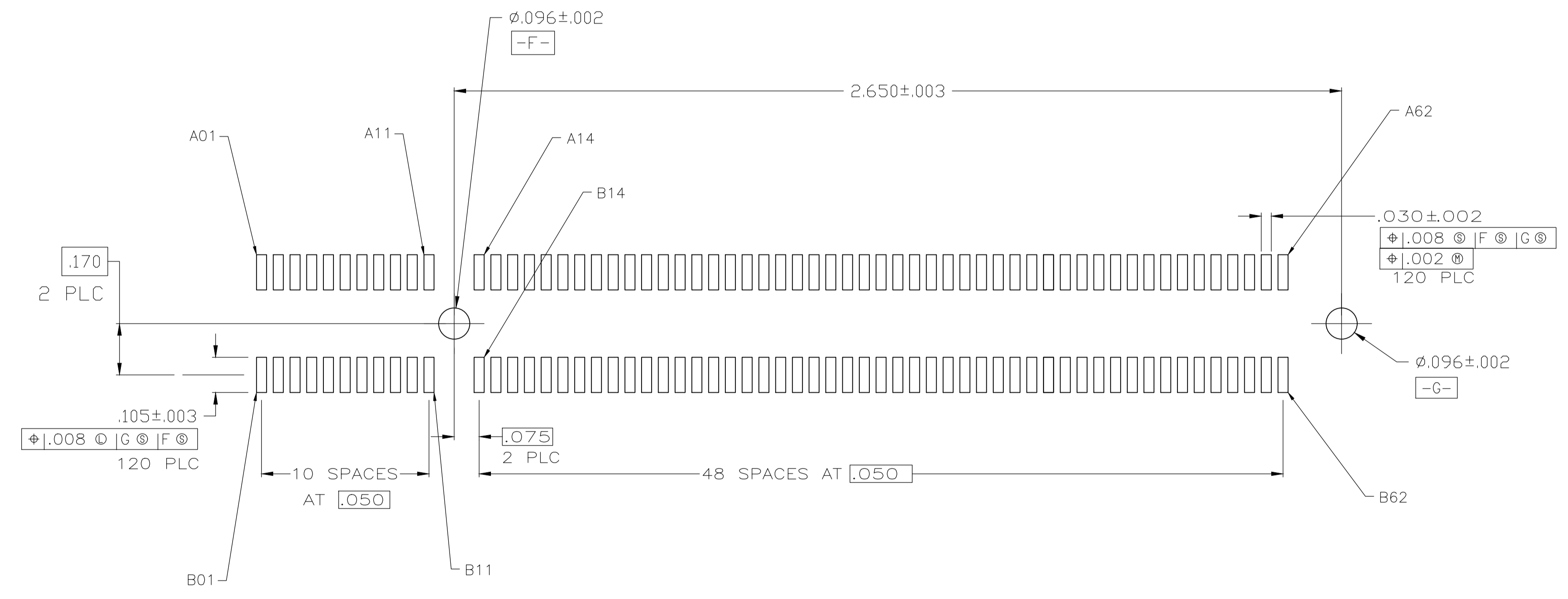
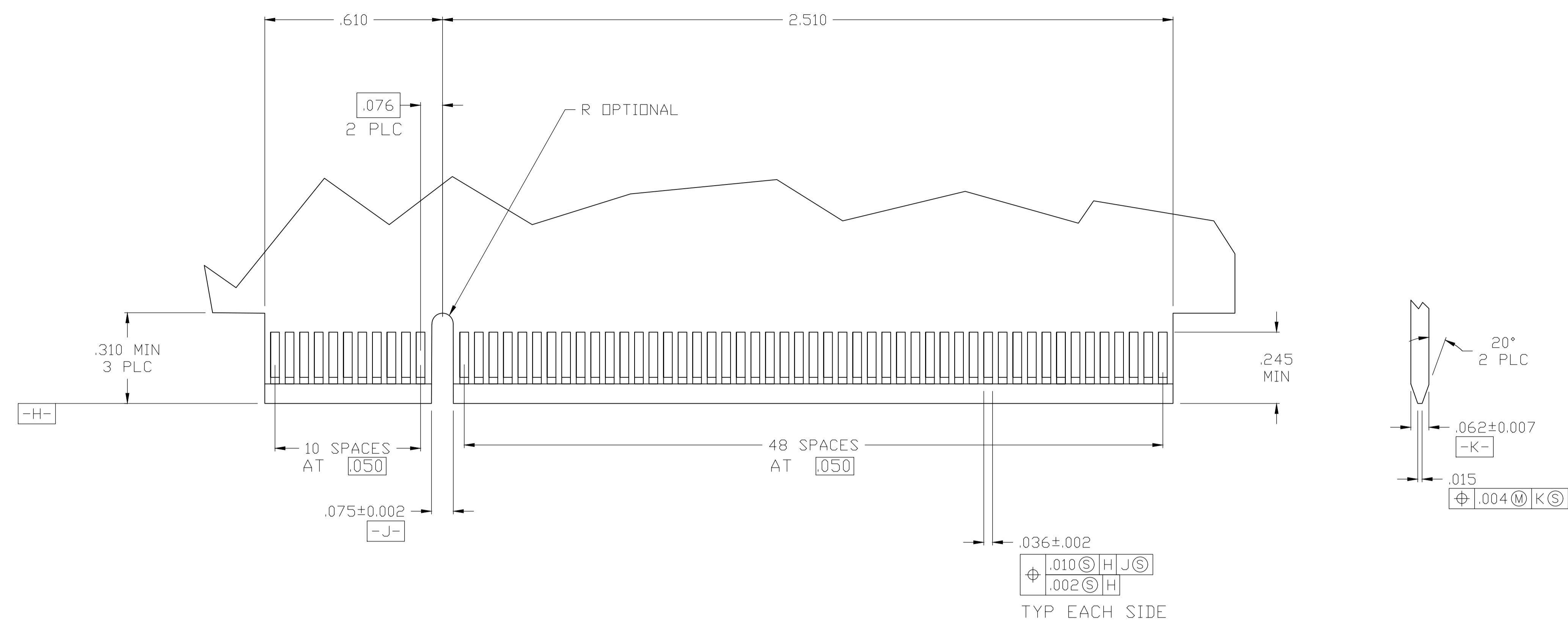
- 1 HOUSING: POLYPHENYLENE SULFIDE
- 2 CONTACT: PHOSPHOR BRONZE
- 3 CONTACT FINISH: .000030 MIN GOLD IN CONTACT AREA OVER .000100 MIN NICKEL ON ENTIRE CONTACT, .000100 MIN MATTE TIN OVER NICKEL ON SOLDER TAILS
- 4 METAL HOLD DOWN: BRASS
- 5 METAL HOLD DOWN FINISH: .000150 MIN MATTE TIN ON ENTIRE HOLD DOWN OVER .000050 MIN NICKEL ON ENTIRE CONTACT
- 6 DISTANCE FROM CONTACT POINT TO BOTTOM OF CARD SLOT
- 7 AMP PART NUMBER, DATE CODE AND CSA LOGO MARKED IN APPROXIMATE AREA SHOWN
- 8. SELECT LOAD, NO CONTACTS LOADED IN POSTIONS
 A31, A32, A50, A51
 B3, B4, B22, B23, B40, B41, B59, B60



6489898-1 AS SHOWN

THIS DRAWING IS A CONTROLLED DOCUMENT.		DMN: AL FRANTUM 24 JUN 05	TE Connectivity Ltd.	
		CHK: AL FRANTUM 24 JUN 05		
DIMENSIONS: INCHES	TOLERANCES UNLESS OTHERWISE SPECIFIED:	APVD: -	NAME: CONNECTOR ASSEMBLY, 60 DUAL POSITION SELECT LOAD, .50 SERIES, SURFACE MOUNT	
	0. PLC ± -	PRODUCT SPEC: 108-14034	SIZE: A1	
	1. PLC ± .01	APPLICATION SPEC: 114-13148	CASE CODE: 00779	
	2. PLC ± .005	RESTRICTED TO: -	DRAWING NO: 6489898	
	3. PLC ± .005	SCALE: 4:1	SHEET 1 OF 2	
	4. PLC ± .005	REV: A		
	ANGLES ± ± °			
MATERIAL: 1 2 4	FINISH: 3 5	CUSTOMER DRAWING		

REVISIONS				
REV	DATE	DESCRIPTION	BY	APPD
-	-	SEE SHEET 1	-	-



THIS DRAWING IS A CONTROLLED DOCUMENT.		DWN: S. BURKHOLDER 24 JUN 05	TE Connectivity Ltd.
DIMENSIONS: INCHES		CHK: AL FRANTUM 24 JUN 05	
DIMENSIONS: INCHES TOLERANCES UNLESS OTHERWISE SPECIFIED: 0 PLC ± - 1 PLC ± - 2 PLC ± .01 3 PLC ± .005 4 PLC ± - ANGLES ± 2° FINISH SEE SHEET 1		NAME: AL FRANTUM	PRODUCT SPEC APPLICATION SPEC RESTRICTED TO
MATERIAL: SEE SHEET 1		WEIGHT: -	SIZE: A1 CAGE CODE: 00779 DRAWING NO: 6489898 CUSTOMER DRAWING
		SCALE: 4:1	SHEET: 2 OF 2 REV: A