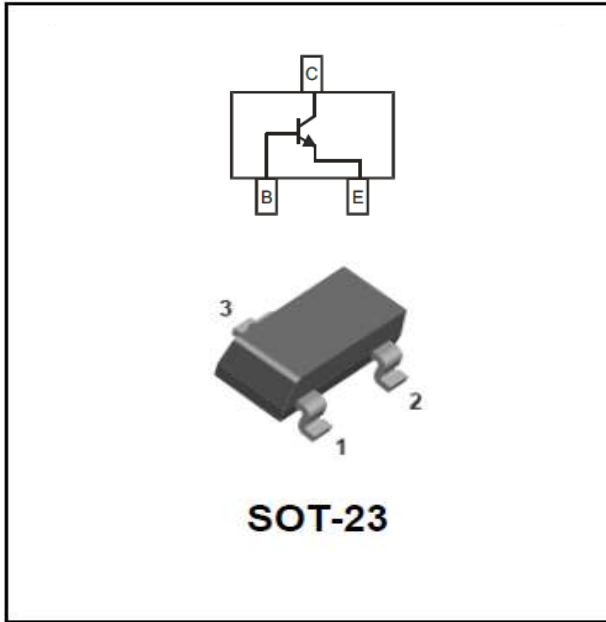


NPN General Purpose Amplifier



Features

- Epoxy meets UL-94 V-0 flammability rating
- Halogen free available upon request by adding suffix "HF"
- Moisture Sensitivity Level 1
- High Conductance
- Surface Mount Package Ideally Suited for Automatic Insertion

Mechanical Data

- **Package:** SOT-23
Molding compound meets UL 94 V-0 flammability rating, RoHS-compliant, halogen-free
- **Terminals:** Tin plated leads, solderable per J-STD-002 and JESD22-B102
- **Marking:**

SS8050-L	Y1·L
SS8050-H	Y1

■ Maximum Ratings (Ta=25°C unless otherwise noted)

Item	Symbol	Unit	Conditions	Value
Minimum Collector-Emitter Voltage	V_{CEO}	V	$I_C=100\mu A_{dc}$, $I_B=0$	25
Minimum Collector-Base Voltage	V_{CBO}	V	$I_C=100\mu A_{dc}$, $I_E=0$	40
Minimum Emitter-Base Voltage	V_{EBO}	V	$I_E=100\mu A_{dc}$, $I_C=0$	5.0
Collector Current	I_C	A		1.5
Maximum Collector-Emitter cut-off current	I_{CEO}	nAdc	$V_{CE}=20V_{dc}$	100
Maximum Collector-Base cut-off current	I_{CBO}	nAdc	$V_{CB}=40V_{dc}$	100
Maximum Emitter-Base cut-off current	I_{EBO}	nAdc	$V_{EB}=5.0V_{dc}$	100
Collector Power Dissipation	P_C	mW		300
Operation Junction Temperature	T_j	°C		-55 to +150
Storage Temperature	T_{stg}	°C		-55 to +150



SS8050-L THRU SS8050-H

■Electrical Characteristics (Ta=25°C unless otherwise noted)

Item	Symbol	Unit	Conditions	Min	Max
Collector-Emitter Voltage	V_{CE0}	V	$I_C=100\mu A_{dc}, I_B=0$	25	
Collector-Base Voltage	V_{CBO}	V	$I_C=100\mu A_{dc}, I_E=0$	40	
Emitter-Base Voltage	V_{EBO}	V	$I_E=100\mu A_{dc}, I_C=0$	5	
Collector-Emitter cut-off current	I_{CEO}	nAdc	$V_{CE}=20V_{dc}$		100
Collector-Base cut-off current	I_{CBO}	nAdc	$V_{CB}=40V_{dc}$		100
Emitter-Base cut-off current	I_{EBO}	nAdc	$V_{EB}=5.0V_{dc}$		100
DC Current Gain	$h_{FE(1)}$		$I_C=100mA, V_{CE}=1.0V_{dc}$	120	350
	$h_{FE(2)}$		$I_C=800mA, V_{CE}=1.0V_{dc}$	40	
Collector-Emitter Saturation Voltage	$V_{CE(sat)}$	Vdc	$I_C=800mA, I_B=80mA$		0.5
Base-Emitter Saturation Voltage	$V_{BE(sat)}$	Vdc	$I_C=800mA, I_B=80mA$		1.2

■Small-signal Characteristics

Item	Symbol	Unit	Conditions	Min	Max
Transition frequency	f_T	MHz	$I_C=50mA_{dc}, V_{CE}=10V_{dc}, f=30MHz$	100	

■CLASSIFICATION OF HFE (1)

Rank	L	H
Range	120-200	200-350

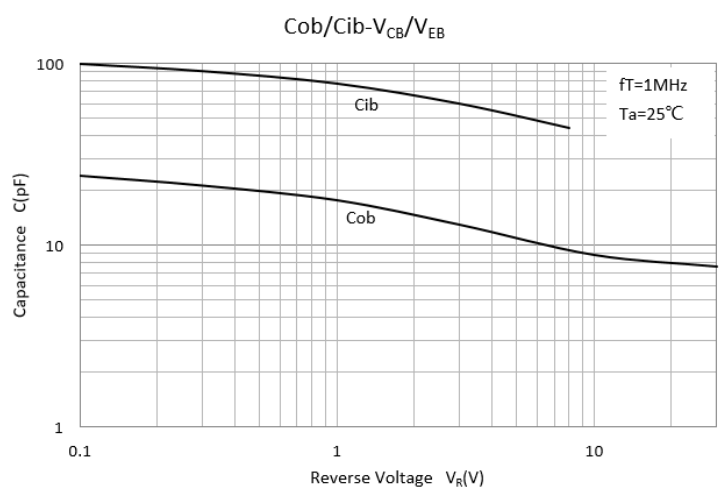
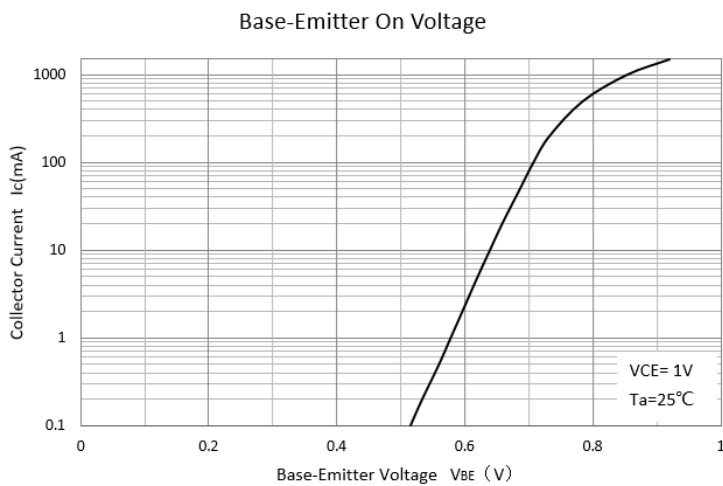
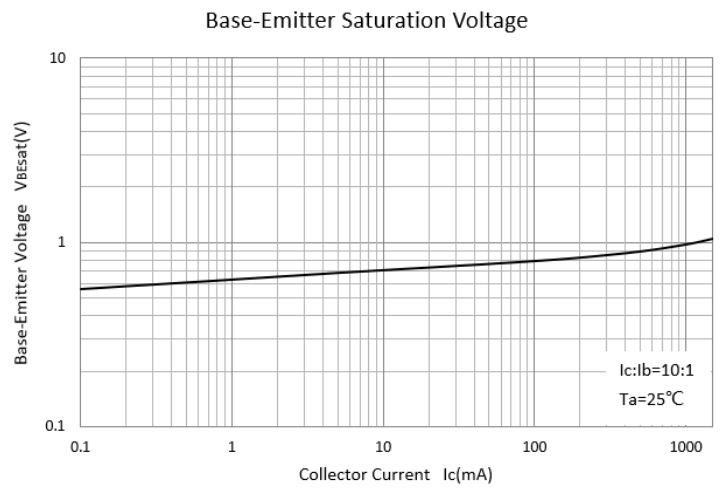
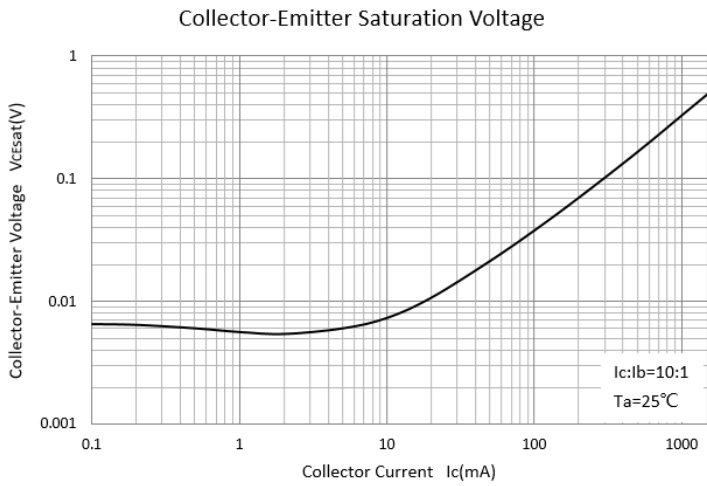
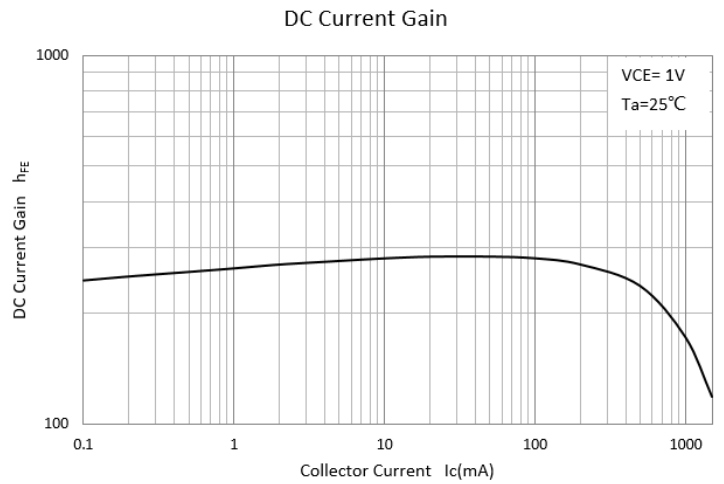
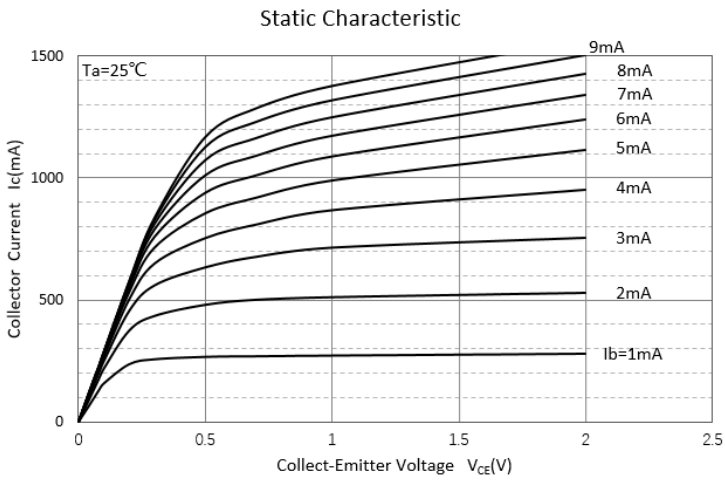
■Ordering Information (Example)

PREFERRED P/N	PACKING CODE	UNIT WEIGHT(g)	MINIMUM PACKAGE(pcs)	INNER BOX QUANTITY(pcs)	OUTER CARTON QUANTITY(pcs)	DELIVERY MODE
SS8050	F2	Approximate 0.008	3000	30000	120000	7" reel



SS8050-L THRU SS8050-H

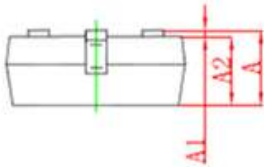
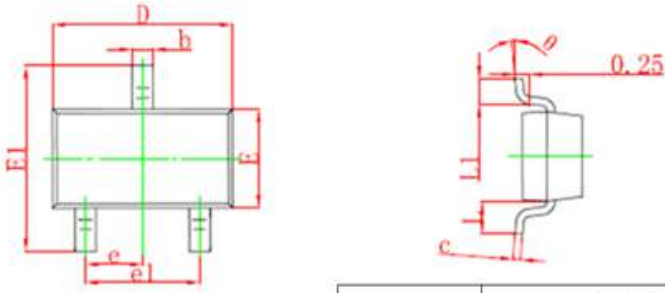
■ Characteristics (Typical)





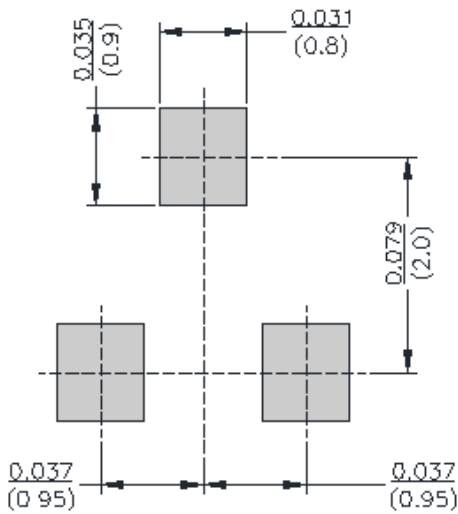
SS8050-L THRU SS8050-H

■SOT-23 Package Outline Dimensions



Symbol	Dimensions In Millimeters		Dimensions In Inches	
	Min	Max	Min	Max
A	0.900	1.150	0.035	0.045
A1	0.000	0.100	0.000	0.004
A2	0.900	1.050	0.035	0.041
b	0.300	0.500	0.012	0.020
c	0.100	0.200	0.004	0.008
D	2.800	3.000	0.110	0.118
E	1.200	1.400	0.047	0.055
E1	2.250	2.550	0.089	0.100
e	0.950TYP		0.037TYP	
e1	1.800	2.000	0.071	0.079
L	0.550REF		0.022REF	
L1	0.300	0.500	0.012	0.020
θ	0°	8°	0°	8°

■SOT-23 Soldering Footprint





SS8050-L THRU SS8050-H

Disclaimer

The information presented in this document is for reference only. Yangzhou Yangjie Electronic Technology Co., Ltd. reserves the right to make changes without notice for the specification of the products displayed herein to improve reliability, function or design or otherwise.

The product listed herein is designed to be used with ordinary electronic equipment or devices, and not designed to be used with equipment or devices which require high level of reliability and the malfunction of which would directly endanger human life (such as medical instruments, transportation equipment, aerospace machinery, nuclear-reactor controllers, fuel controllers and other safety devices), Yangjie or anyone on its behalf, assumes no responsibility or liability for any damages resulting from such improper use of sale.

This publication supersedes & replaces all information previously supplied. For additional information, please visit our website [http:// www.21yangjie.com](http://www.21yangjie.com) , or consult your nearest Yangjie's sales office for further assistance.