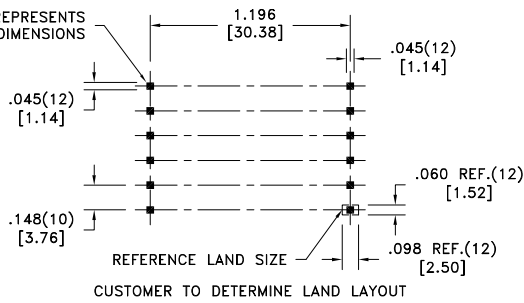
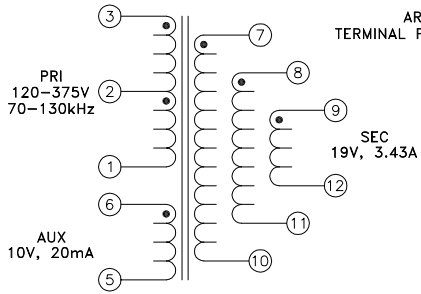
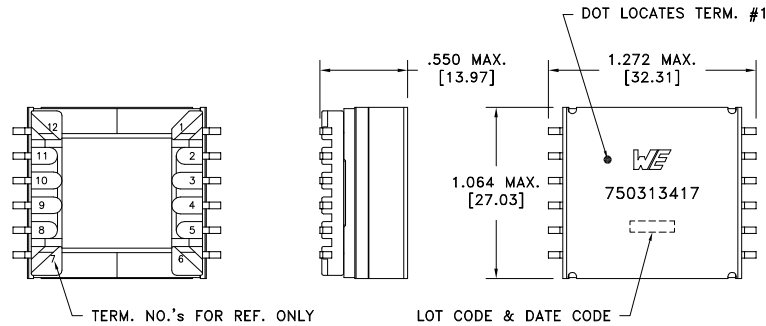


CUSTOMER TERMINAL	RoHS	LEAD(Pb)-FREE
Sn96%, Ag4%	Yes	Yes



Customer to tie terminals 7+8+9 and 10+11+12 internally on PCB.

**ELECTRICAL SPECIFICATIONS @ 25°C unless otherwise noted:**

PARAMETER	TEST CONDITIONS	VALUE
D.C. RESISTANCE	1-3 @20°C	0.355 ohms ±10%
D.C. RESISTANCE	5-6 @20°C	0.040 ohms ±20%
D.C. RESISTANCE	7-10 tie(7+8+9, 10+11+12), @20°C	0.014 ohms ±20%
INDUCTANCE	1-3 10kHz, 100mVAC, Ls	400uH ±10%
SATURATION CURRENT	20% rolloff from initial	3.3A
LEAKAGE INDUCTANCE	1-3 tie(5+6, 7+8+9+10+11+12), 100kHz, 100mVAC, Ls	3uH typ., 6uH max.
DIELECTRIC	1-12 tie(3+5, 7+8+9), 1875VAC, 1 second	1500VAC, 1 minute
DIELECTRIC	1-6 625VAC, 1 second	500VAC, 1 minute
TURNS RATIO	(3-2):(2-1)	1:1, ±1%
TURNS RATIO	(3-1):(6-5)	11:1, ±1%
TURNS RATIO	(3-1):(7-10), tie(7+8+9, 10+11+12)	6:1, ±1%

**GENERAL SPECIFICATIONS:**

OPERATING TEMPERATURE RANGE: -40°C to +125°C including temp rise.

Safety Standard Undefined.

Wire insulation & RoHS status not affected by wire color.  
Wire insulation color may vary depending on availability.

REV.	DATE	Packaging Specifications Method: <b>Tape &amp; Reel</b> PKG-0605 www.we-online.com/midcom		Tolerances unless otherwise specified: Angles: ±1° Fractions: ±1/64 Decimals: ±.005 [.13] Footprint: ±.005 [.13]	DRAWING TITLE <b>TRANSFORMER</b>	PART NO. <b>750313417</b>
6B	10/14	SEE REVISION SHEET FOR REVISION LEVEL		This drawing is dual dimensioned. Dimensions in brackets are in millimeters.	eiSos p/n: 750313417	
6A	1/14					SPECIFICATION SHEET 1 OF 1