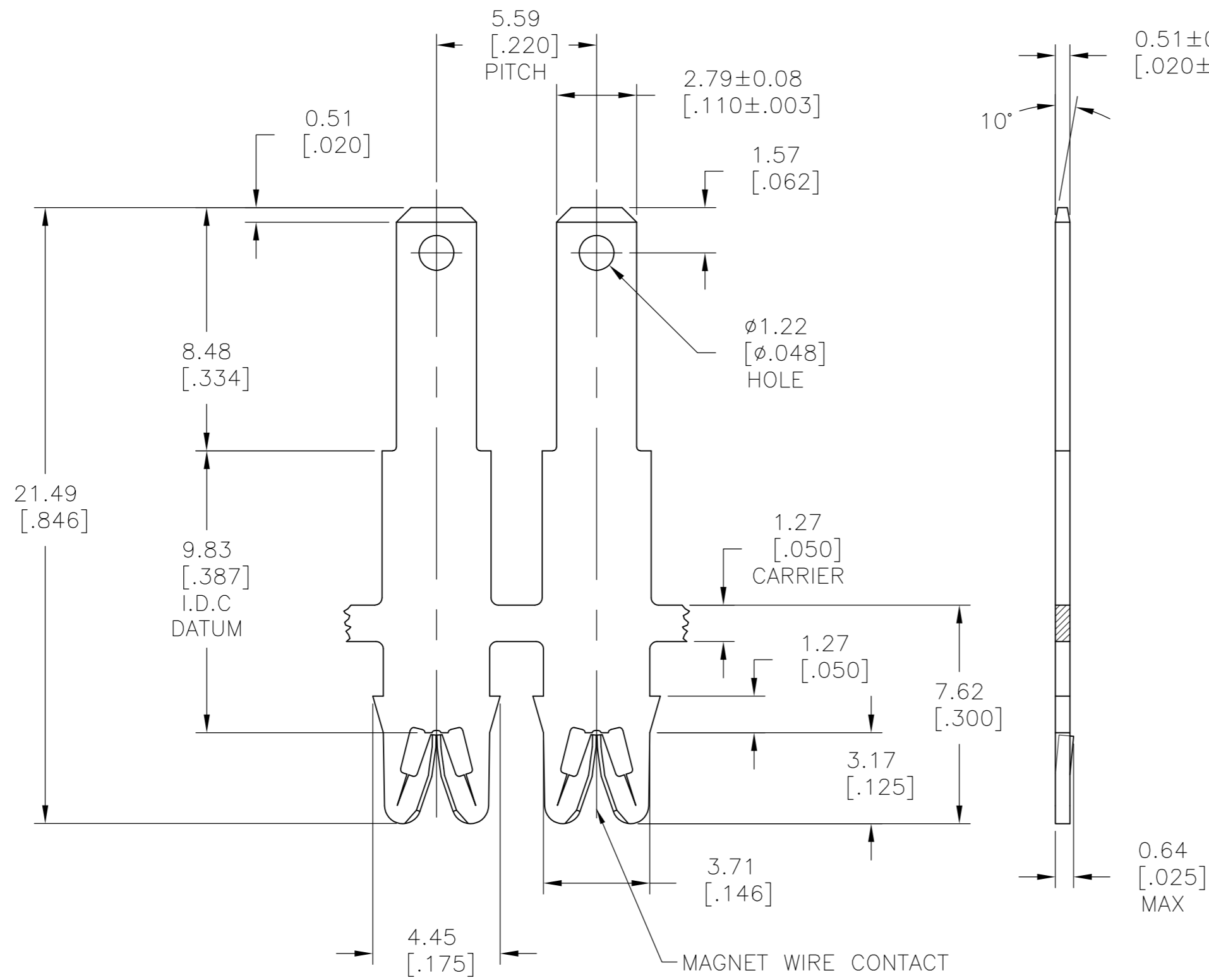
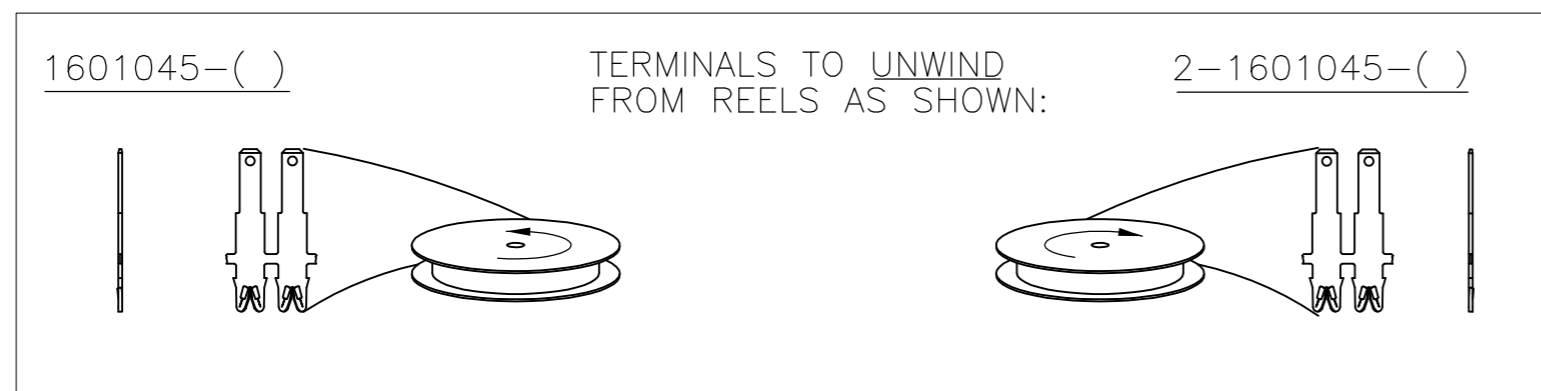
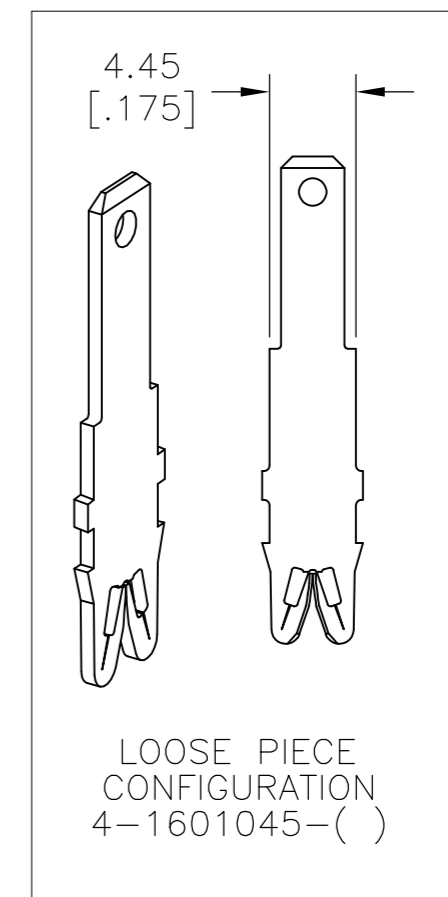


THIS DRAWING IS UNPUBLISHED. RELEASED FOR PUBLICATION  
 © COPYRIGHT BY TYCO ELECTRONICS CORPORATION. ALL INTERNATIONAL RIGHTS RESERVED.

LOC	DIST	REVISIONS			
P	LTR	DESCRIPTION	DATE	DWN	APVD
AF	50				
	D2	REVISED PER ECR-10-013696	19AUG10	HMR	GJ



- SPECIFICATIONS:  
MAGNET WIRE #18 - #34 AWG,  
1.02MM(.040)-0.16MM(.006) DIA COPPER.  
OTHER SIZES MAY BE ACCOMMODATED,  
CONSULT TYCO ELECTRONICS FOR APPROVAL.
- POCKET RECOMMENDATION: #1601425  
ALTERNATE POCKET #1601421
- TERMINAL TO APPLIED PER TYCO ELECTRONICS  
SPECIFICATION 114-13166 FIGURE 8.
- TWO(2) TERMINALS SHOWN FOR ILLUSTRATION  
PURPOSES ONLY.



-	-	-
-	-	-
-	-	-
UNPLATED	031-093-000	4-1601045-1
UNPLATED	131-094-000	2-1601045-1
UNPLATED	131-093-000	1601045-1
FINISH	REFERENCE PART NUMBER	TE PART NUMBER
THIS DRAWING IS A CONTROLLED DOCUMENT.		
DIMENSIONS: mm [INCHES] TOLERANCES UNLESS OTHERWISE SPECIFIED: 0 PLC ± - 1 PLC ± - 2 PLC ± 0.13[.005] 3 PLC ± - 4 PLC ± - ANGLES ± 2°		DWN J.WELLER 11JAN2002 CHK M.FEHER 11JAN2002 APVD K.RANDOLPH 11JAN2002 PRODUCT SPEC 108-2085 APPLICATION SPEC 3
MATERIAL BRASS, SPRING HARD		FINISH SEE TABLE
WEIGHT -		SIZE A2
CUSTOMER DRAWING		CAGE CODE 00779
SCALE 6:1		DRAWING NO C=1601045
SHEET 1 of 1		RESTRICTED TO -
REV D2		