

Type	Turns R.	U_{eff} V	U_p kV	$V_o \cdot t$ V μ s	t_r μ s	L_p mH	L_{Str} μ H	R_p Ω	R_s Ω	C_k pF	Case	Conne- ctions	Weight ca. g
------	----------	-----------------------	-------------	----------------------------	------------------	-------------	-----------------------------	-------------------	-------------------	-------------	------	------------------	-----------------

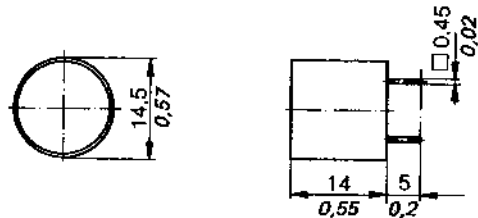
Ignition current 10 mA – 25 mA Rise time t_r at $R_L = 400 \Omega$

IT 145	1:1	500	4	800	0,6	15	200	3	3	10	5	8	13
IT 143	1:1:1	500	4	800	0,6	15	200	3	3	10	5	9	14
IT 144	3:1:1	500	4	800	0,6	140	300	20	3	10	5	9	13

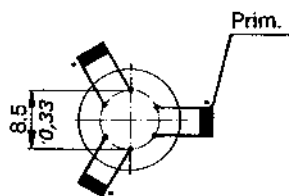
Ignition current 25 mA – 100 mA Rise time t_r at $R_L = 100 \Omega$

IT 155	1:1	500	4	500	1	5	85	1	1	6	5	8	13
IT 245	1:1	750	4	500	1,2	8	100	1,4	1,4	10	3	3	6
IT 101	1:1:1	250	2,5	400	0,2	8	20	3,5	4	20	1	1	4
IT 153	1:1:1	500	4	600	1,4	9	120	1,4	1,4	10	5	9	14
IT 242	1:1:1	500	3,2	250	0,9	2,5	75	0,6	0,6	7	3	5	6
IT 243	1:1:1	500	3,2	250	1	2,5	85	0,7	0,7	7	3	4	6
IT 246	2:1	750	4	200	0,4	7	35	1,8	1	7	3	3	6
IT 247	2:1:1	500	3,2	200	0,7	7	55	1,8	1	7	3	3	6
IT 260	3:1	500	3,2	200	0,3	12	30	1,8	0,7	8	3	3	6
IT 154	3:1:1	500	4	600	1,3	75	180	7	2	9	5	9	14
IT 244	3:1:1	500	3,2	200	0,7	15	70	2,6	0,8	9	3	4	6

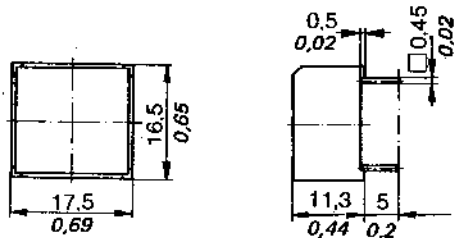
Type 1



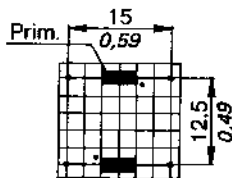
1



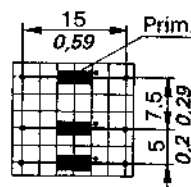
Type 3



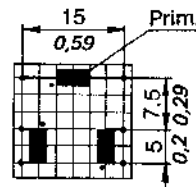
3



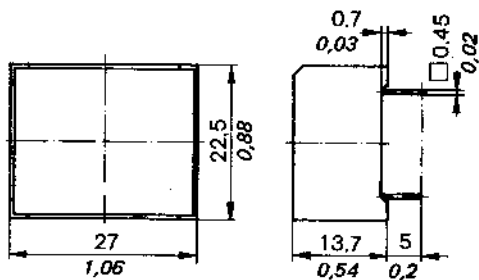
4



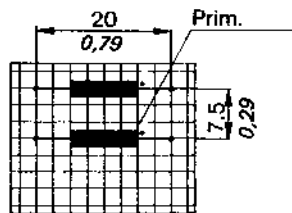
5



Type 5



8



9

