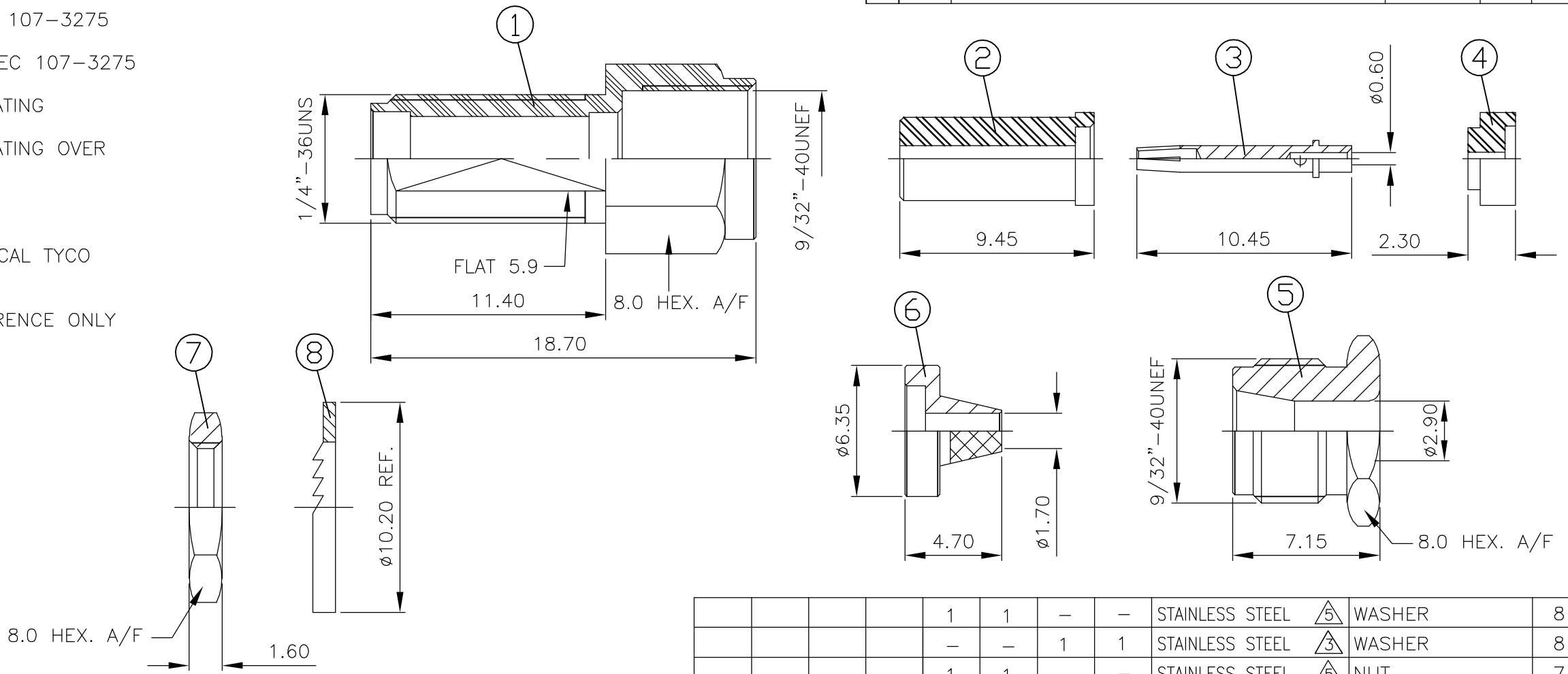


THIS DRAWING IS UNPUBLISHED. RELEASED FOR PUBLICATION APRIL, 2004.  
 © COPYRIGHT 2004 BY TYCO ELECTRONICS CORPORATION. ALL RIGHTS RESERVED.

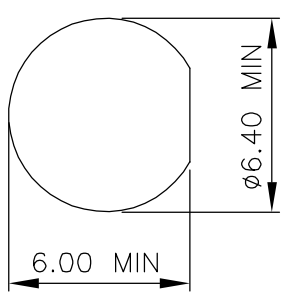
LOC	DIST	REVISIONS					
E	B	P	LTR	DESCRIPTION	DATE	DWN	APVD
		B		EBD0-0189-04	22APR04	RS	FWK

- NOTES:
- ① SINGLE PACK IN ACCORDANCE WITH SPEC 107-3275
  - ② 100 TRAY PACK IN ACCORDANCE WITH SPEC 107-3275
  - ③ 0.08μm Au PLATING OVER 1.27μm Ni PLATING
  - ④ 0.76μm Au PLATING OVER 1.27μm Ni PLATING OVER 0.76μm Cu PLATING
  - ⑤ PASSIVATED
  - 6 FOR TECHNICAL DATA REFER TO YOUR LOCAL TYCO ELECTRONICS SALES OFFICE
  - 7 ALL DIMENSIONS ARE NOMINAL FOR REFERENCE ONLY UNLESS OTHERWISE STATED

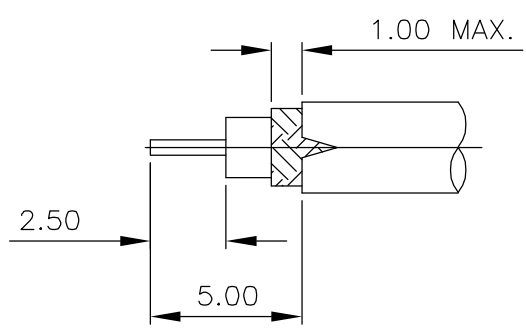


QTY	QTY	QTY	QTY	MATERIAL	DESCRIPTION	ITEM
1	1	-	-	STAINLESS STEEL	⑤ WASHER	8
-	-	1	1	STAINLESS STEEL	③ WASHER	8
1	1	-	-	STAINLESS STEEL	⑤ NUT	7
-	-	1	1	STAINLESS STEEL	③ NUT	7
1	1	-	-	STAINLESS STEEL	⑤ CLAMP	6
-	-	1	1	STAINLESS STEEL	③ CLAMP	6
1	1	-	-	STAINLESS STEEL	⑤ BODY	5
-	-	1	1	STAINLESS STEEL	③ BODY	5
1	1	1	1	PTFE	INSULATOR	4
1	1	1	1	BERYLLIUM COPPER	④ CENTER SOCKET	3
1	1	1	1	PTFE	INSULATOR	2
1	1	-	-	STAINLESS STEEL	⑤ SHELL	1
-	-	1	1	STAINLESS STEEL	③ SHELL	1
2--1	2--0	1--1	1--0	MATERIAL	DESCRIPTION	ITEM
②	①	②	①			

RECOMMENDED MOUNTING HOLE DIM'S



RECOMMENDED CABLE STRIPPING DIM'S



THIS DRAWING IS A CONTROLLED DOCUMENT.		DWN R.SMITH 06FEB04	Tyco Electronics Corporation Bideford, UK, EX39 4HE	
DIMENSIONS: mm		CHK S.PARLOW 06FEB04	NAME F.WHEELER-KING	
TOLERANCES UNLESS OTHERWISE SPECIFIED:		APVD F.WHEELER-KING 06FEB04	PRODUCT SPEC 108-3460	
0 PLC ± - 1 PLC ± - 2 PLC ± - 3 PLC ± - 4 PLC ± - ANGLES ± - FINISH -		APPLICATION SPEC 411-3276	SMA STRAIGHT BULKHEAD, JACK SOLDER PIN, CLAMP ATTACHMENT RG188A/U, RG316/U, RG174A/U, URM95, KX38, KX22A	
MATERIAL SEE TABLE		WEIGHT -	SIZE A3	CAGE CODE 00779
		DRAWING NO C-1478939		RESTRICTED TO -
CUSTOMER DRAWING			SCALE 1:1	SHEET 1 OF 1
			REV B	