

## PCB terminal block - SPT 2,5/ 5-H-5,0 - 1991008

Please be informed that the data shown in this PDF Document is generated from our Online Catalog. Please find the complete data in the user's documentation. Our General Terms of Use for Downloads are valid (<http://download.phoenixcontact.com>)

PCB terminal block, Nominal current: 24 A, Nom. voltage: 400 V, Pitch: 5 mm, Number of positions: 5, Connection method: Spring-cage conn., Mounting: Soldering, Conductor/PCB connection direction: 0 °, Color: green




The figure shows a 10-position version of the product

### Product Features

- Larger numbers of positions available on request
- Can be combined with 3.5 mm pitch
- Horizontal and vertical types
- 5.0 mm pitch
- Generously dimensioned connection cross section of up to 2.5 mm<sup>2</sup>
- PCB terminal blocks with front spring-cage connection
- Two solder pins for a high level of stability on the PCB
- Push-in direct plug-in technology for solid or stranded conductors with ferrules
- When connecting stranded conductors without ferrules, the terminal point is opened using a standard screwdriver



### Key commercial data

Packing unit	1 PCE
Catalog page	Page 135 (CC-2011)
GTIN	 4 046356 104623
Custom tariff number	85369010
Country of origin	GERMANY

### Technical data

#### Dimensions / positions

Length	14.4 mm
Pitch	5 mm

## PCB terminal block - SPT 2,5/ 5-H-5,0 - 1991008

### Technical data

#### Dimensions / positions

Dimension a	20 mm
Number of positions	5
Pin dimensions	0,8 x 0,8 mm
Pin spacing	5 mm
Hole diameter	1.1 mm

#### Technical data

Range of articles	SPT 2,5/..-H
Insulating material group	I
Rated surge voltage (III/3)	4 kV
Rated surge voltage (III/2)	4 kV
Rated surge voltage (II/2)	4 kV
Rated voltage (III/3)	250 V
Rated voltage (III/2)	400 V
Rated voltage (II/2)	630 V
Connection in acc. with standard	EN-VDE
Nominal current $I_N$	24 A
Nominal cross section	2.5 mm <sup>2</sup>
Maximum load current	24 A
Insulating material	PA
Inflammability class according to UL 94	V0
Internal cylindrical gage	A3
Stripping length	10 mm
Nominal voltage, UL/CUL Use Group B	300 V
Nominal current, UL/CUL Use Group B	20 A
Nominal voltage, UL/CUL Use Group D	300 V
Nominal current, UL/CUL Use Group D	10 A

#### Connection data

Conductor cross section solid min.	0.2 mm <sup>2</sup>
Conductor cross section solid max.	4 mm <sup>2</sup>
Conductor cross section stranded min.	0.2 mm <sup>2</sup>
Conductor cross section stranded max.	2.5 mm <sup>2</sup>
Conductor cross section stranded, with ferrule without plastic sleeve min.	0.25 mm <sup>2</sup> Stripping length 8 mm
Conductor cross section stranded, with ferrule without plastic sleeve max.	2.5 mm <sup>2</sup> Stripping length 8 mm
Conductor cross section stranded, with ferrule with plastic sleeve min.	0.25 mm <sup>2</sup> Stripping length 8 mm
Conductor cross section stranded, with ferrule with plastic sleeve max.	1.5 mm <sup>2</sup> Stripping length 8 mm
Conductor cross section AWG/kcmil min.	24

## PCB terminal block - SPT 2,5/ 5-H-5,0 - 1991008

### Technical data

#### Connection data

Conductor cross section AWG/kcmil max	12
Minimum AWG according to UL/CUL	24
Maximum AWG according to UL/CUL	12

### Classifications

#### ETIM

ETIM 3.0	EC001121
ETIM 4.0	EC002643
ETIM 5.0	EC002643

#### UNSPSC

UNSPSC 11	39121432
UNSPSC 12.01	39121432
UNSPSC 13.2	39121432
UNSPSC 6.01	30211801
UNSPSC 7.0901	39121432

#### eCl@ss

eCl@ss 4.0	27141109
eCl@ss 4.1	27141109
eCl@ss 5.0	27141190
eCl@ss 5.1	27141190
eCl@ss 6.0	27261101
eCl@ss 7.0	27440401

### Approvals

#### Approvals

---

#### Approvals

UL Recognized / SEV / cUL Recognized / CCA / IECCE CB Scheme / GOST / cULus Recognized

---

#### Ex Approvals


---

#### Approvals submitted


# PCB terminal block - SPT 2,5/ 5-H-5,0 - 1991008

## Approvals


### Approval details

UL Recognized 		
	B	D
mm <sup>2</sup> /AWG/kcmil	24-12	24-12
Nominal current I <sub>N</sub>	20 A	10 A
Nominal voltage U <sub>N</sub>	300 V	300 V

SEV	
mm <sup>2</sup> /AWG/kcmil	2.5
Nominal current I <sub>N</sub>	24 A
Nominal voltage U <sub>N</sub>	250 V

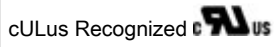
cUL Recognized 		
	B	D
mm <sup>2</sup> /AWG/kcmil	24-12	24-12
Nominal current I <sub>N</sub>	20 A	10 A
Nominal voltage U <sub>N</sub>	300 V	300 V

CCA	
mm <sup>2</sup> /AWG/kcmil	2.5
Nominal current I <sub>N</sub>	24 A
Nominal voltage U <sub>N</sub>	250 V

IECEE CB Scheme 	
mm <sup>2</sup> /AWG/kcmil	2.5
Nominal current I <sub>N</sub>	24 A
Nominal voltage U <sub>N</sub>	250 V

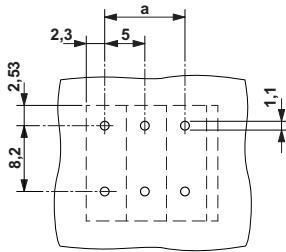
# PCB terminal block - SPT 2,5/ 5-H-5,0 - 1991008

## Approvals



## Drawings

Drilling diagram



Dimensioned drawing

