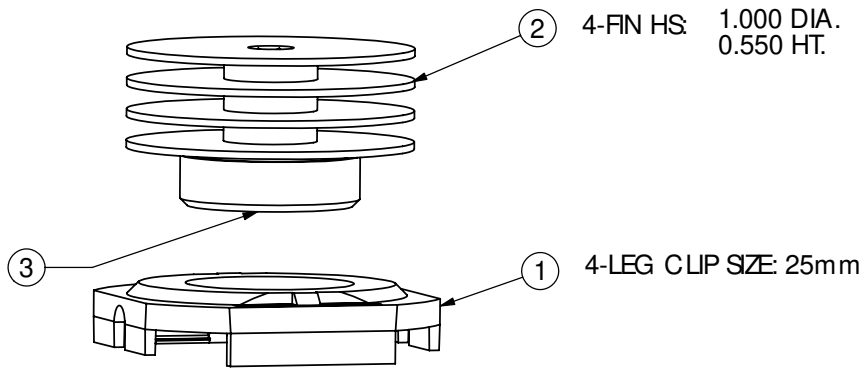


| REVISION(S) | | | |
|-------------|-------------------|-------------|-------------|
| LTR | DESCRIPTION | INIT | APP'D |
| O | ECN: 0S60-0198-04 | E.T 7/29/04 | B.P 8/20/04 |
| A | ECR-06-011657 | E.T 6/2/06 | V.K 6/2/06 |

D
C
B
A

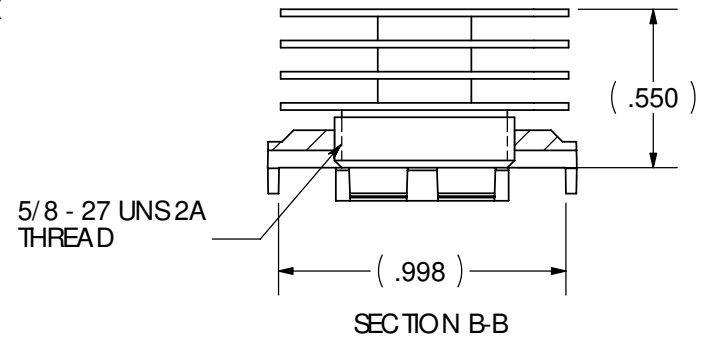
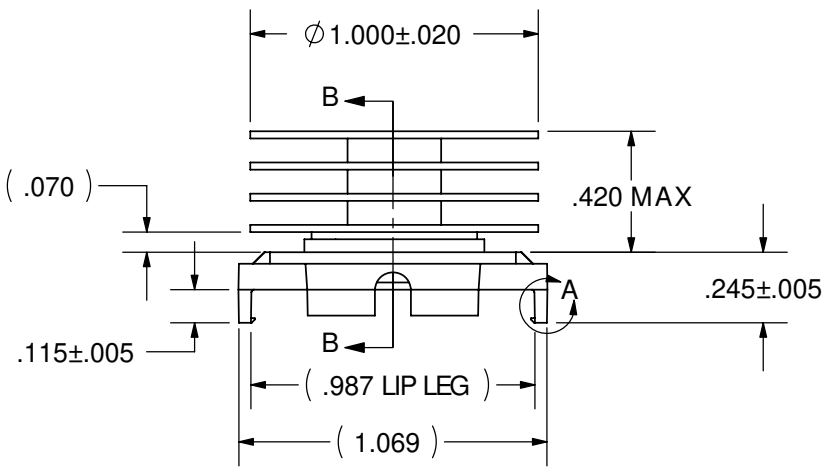
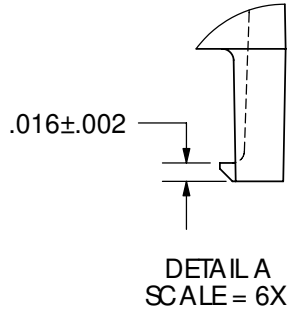


- NOTE:
- MATERIAL:
HEAT SINK: ALUM. (BLACK ANODIZE)
CLIP: BLACK PEI (UL94-VO)
 - BEFORE THE HEAT SINK APPLICATION, THE USER SHOULD IDENTIFY THE SPECIFICATION OF MAXIMUM LOAD ON THE BGA PACKAGE

HEAT SINK TORQUE SPECIFICATIONS CONVERTED TO FORCE

BARE DIE PACKAGE:
1.5 INCH - LB TORQUE = 8.5 LBS FORCE
2.0 INCH - LB TORQUE = 11.4 LBS FORCE

FULL SIZE LID PACKAGE:
1.5 INCH - LB TORQUE = 8.3 LBS FORCE
2.0 INCH - LB TORQUE = 11.1 LBS FORCE
 - REMOVE CLIP WITH REMOVAL TOOL P/N: 1542616-1.
 - RoHS COMPLIANT AND CERTIFIED.



CUSTOMER DRAWING
SPECIFICATIONS ARE SUBJECT TO CHANGE WITHOUT NOTICE

| ITEM | DESCRIPTION | QTY | DO NOT SCALE | tyco / Electronics Attleboro Falls Massachusetts 02763 | | | CONFIDENTIAL PROPERTY OF TYCO ELECTRONICS NOT TO BE DISCLOSED TO OTHERS REPRODUCED OR USED FOR ANY PURPOSES EXCEPT AS AUTHORIZED IN WRITING BY AN AUTHORIZED OFFICIAL OF TYCO. MUST BE RETURNED TO TYCO ON DEMAND, ON COMPLETION OF ORDERS OR OTHER PURPOSES FOR WHICH LENT. | | TITLE: 25mm HS ASSEMBLY (HTS210-U) | |
|------|---------------|-----|--|--|---------------|--------------------|--|--------------|------------------------------------|---------------|
| 1 | MOUNTING CLIP | 1 | UNLESS OTHERWISE SPECIFIED TO LEGENDS ARE: .XX ± .XXX ± .XXXX ± ANGLES ± ° | DRAWN BY: E.TAO | DATE: 7/28/04 | MATERIAL: SEE NOTE | DIMENSIONS ARE IN: INCHES | SCALE: 1.5:1 | PART NO: 1-1542006-0 | SHEET: 1 OF 1 |
| 2 | HEAT SINK | 1 | | ENGINEER: B. PETROCELLI | DATE: 8/20/04 | | | | | |
| 3 | INTERFACE | 1 | | FILENAME | PROJECT | SYSTEM | TRIP ANGLE PROJECTION | | | |

8 7