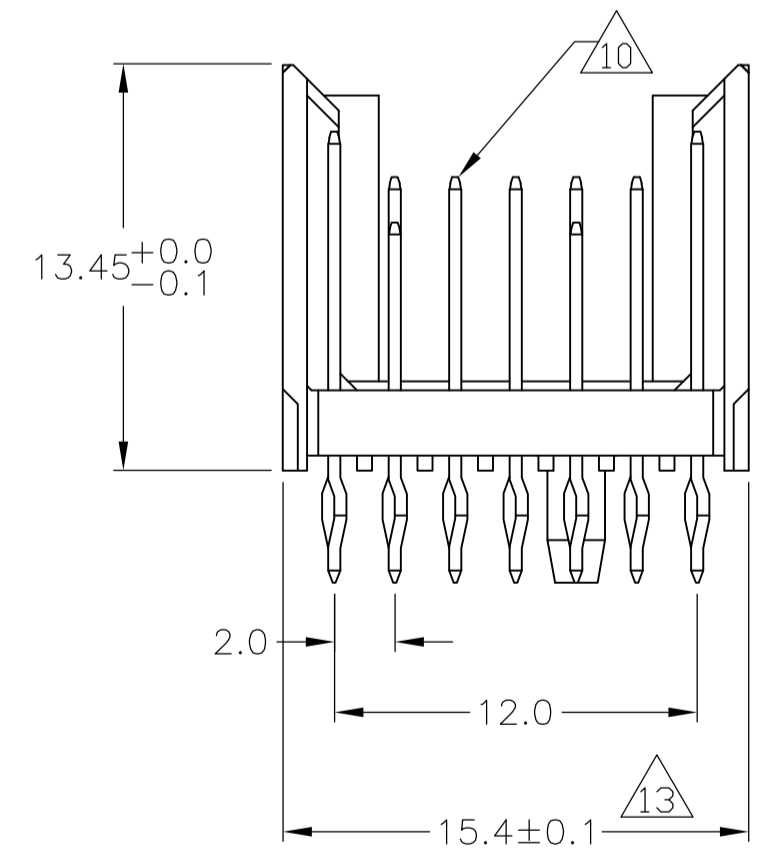
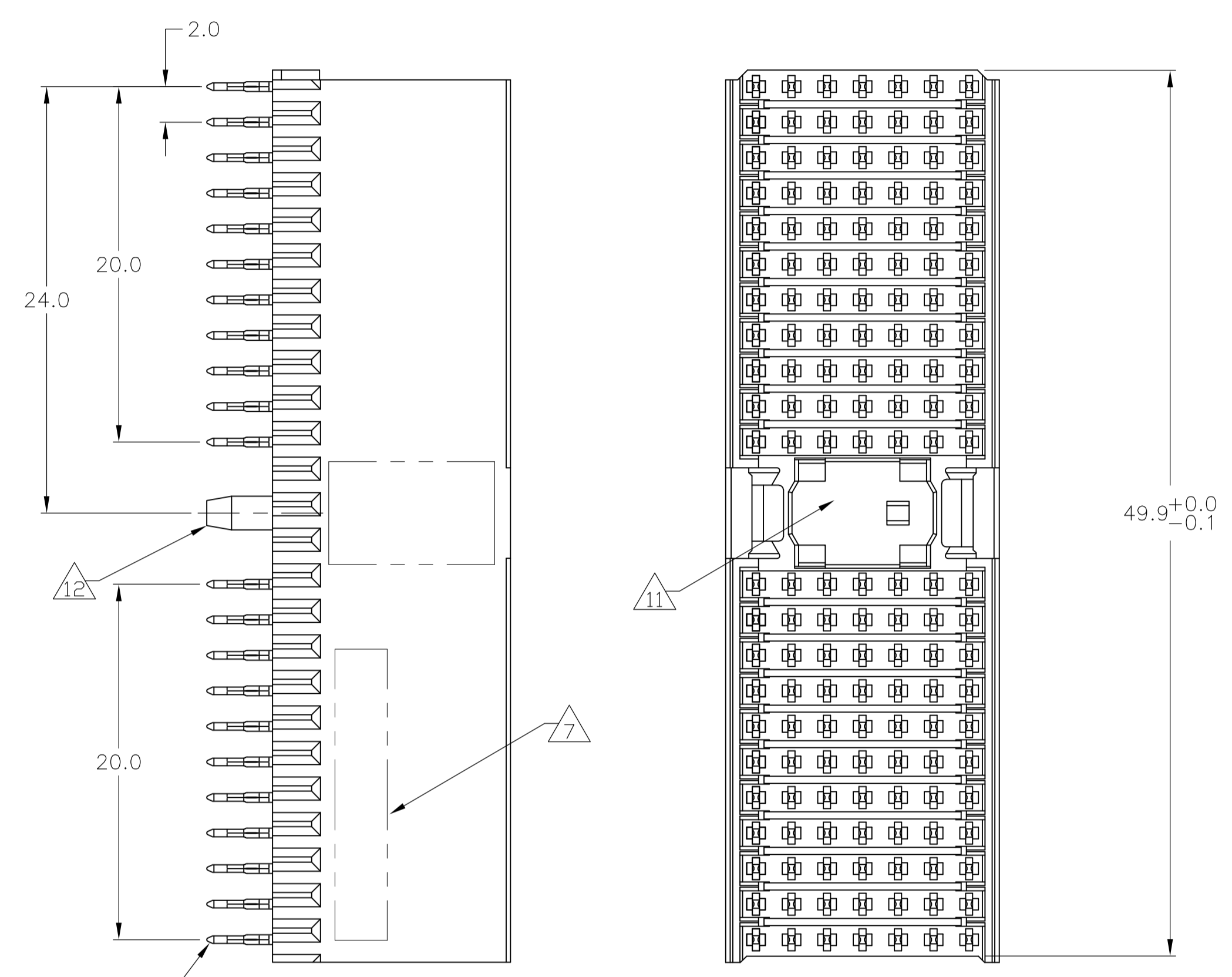
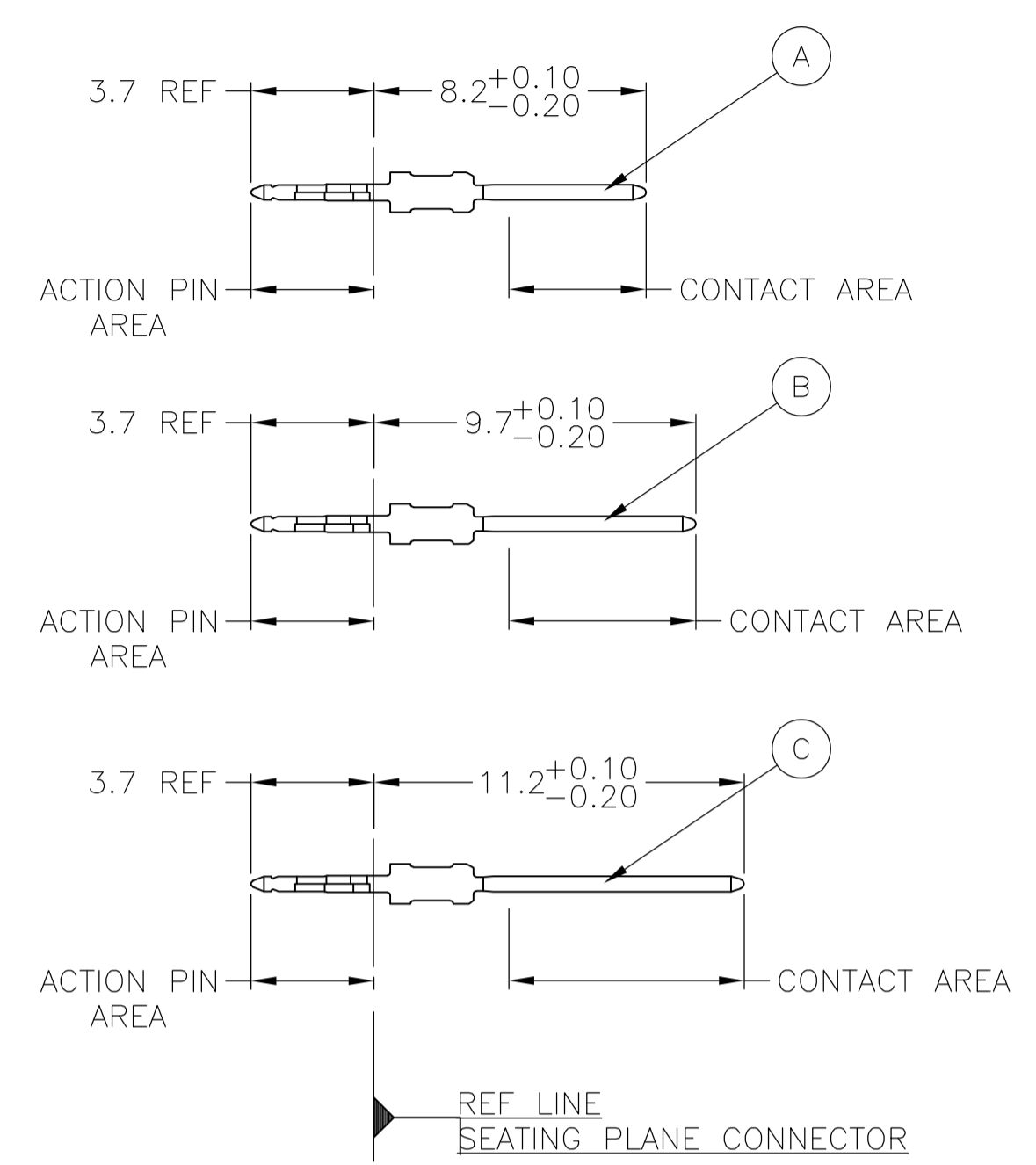


LOC		DIST		REVISIONS					
AD	00	REV	PER	EC	OS12-0309-04	DATE	DMN	APVD	
		0	REV	PER	EC	OS12-0309-04	19MAY05	BC	GS
		A	ECR	-10-	019054	15SEP10	DP	MQW	

CONNECTOR ASSEMBLY EXAMPLARY LOADED



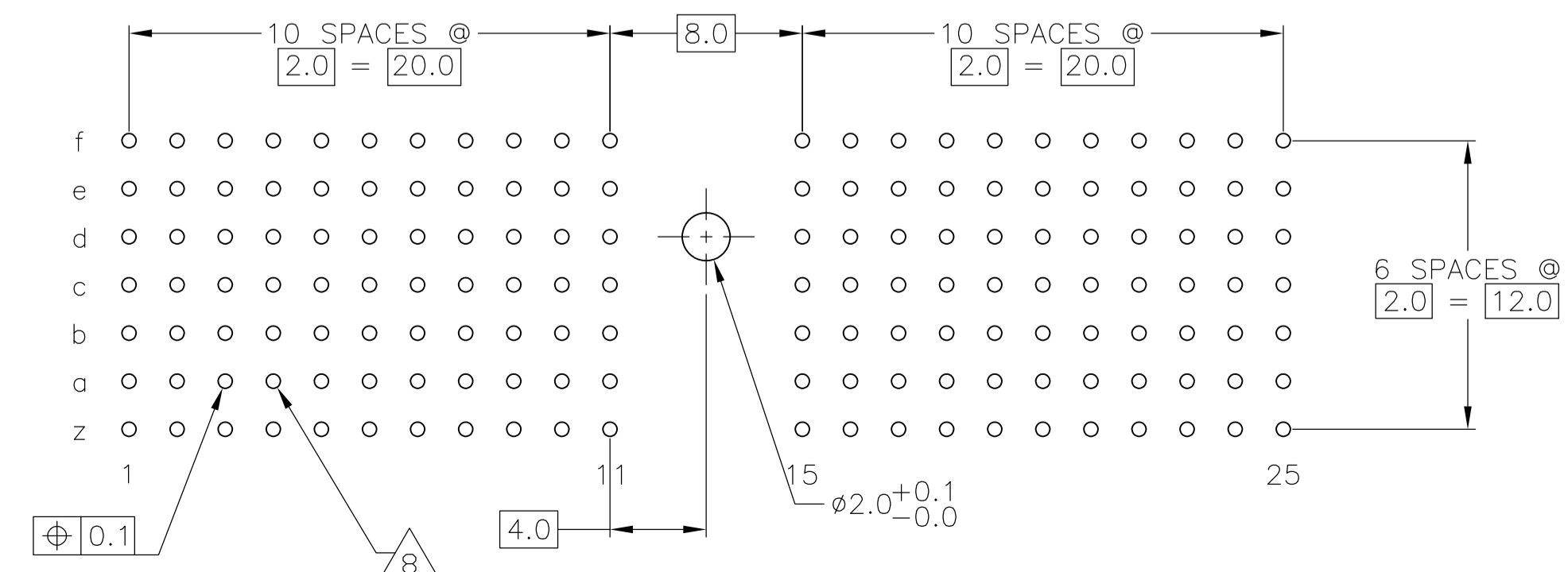
CONTACT DIMENSIONS SCALE 5:1



CONTACT LAYOUT

	z	a	b	c	d	e	f
1	C	A	A	A	A	A	C
2	C	A	A	A	A	A	C
3	C	A	A	A	A	A	C
4	C	A	A	A	A	A	C
5	C	A	A	A	A	A	C
6	C	A	A	A	A	A	C
7	C	A	A	A	A	A	C
8	C	A	A	A	A	A	C
9	C	A	A	A	A	A	C
10	C	A	A	A	A	A	C
11	C	A	A	A	A	A	C
MULTI PURPOSE CENTER							
15	C	A	A	A	A	A	C
16	C	A	A	A	A	A	C
17	C	A	A	A	A	A	C
18	C	A	A	A	A	A	C
19	C	A	A	A	A	A	C
20	C	A	A	A	A	A	C
21	C	A	B	A	A	B	C
22	C	B	A	A	B	A	C
23	C	A	B	A	A	B	C
24	C	B	A	B	B	A	C
25	C	A	B	B	A	B	C

RECOMMENDED PCB-HOLE LAYOUT COMPONENT SIDE SHOWN



PLATED THRU HOLES PARAMETERS REFERENCE APPLICATION SPECIFICATION

2	6	14	1-6392099-9
2	5	14	6392099-9
2	4		6392099-4
2	3		6392099-1
FINISH			PART NUMBER

THIS DRAWING IS A CONTROLLED DOCUMENT.

DIMENSIONS: mm	TOLERANCES UNLESS OTHERWISE SPECIFIED:	DIN B CARBO 19MAY05	Tyco Electronics Corporation Harrisburg, Pa 17105-3608
0-PLC ±	1-PLC ±0.1	CHK G SKIPPER 19MAY05	MALE ASSEMBLY, Z-PACK 2mm HM, TYPE A
2-PLC ±	3-PLC ±	APVD G SKIPPER 19MAY05	108-19082
4-PLC ±	ANGLES ±	PRODUCT SPEC	114-19029
MATERIAL 1	FINISH SEE TABLE	SIZE A1	CAGE CODE 00779
		DRAWING NO. 6392099	RESTRICTED TO
		WEIGHT	CUSTOMER DRAWING
		SCALE 4:1	SHEET 1 OF 2
			REV A

LOC	DIST	REVISIONS			
IF	LTR	DESCRIPTION	DATE	DRN	APPRO
AD	00	SEE SHEET 1	-	-	-

- 1 MATERIAL:
CONTACT: PHOSPHOR BRONZE.
HOUSING: GLASS-FILLED POLYESTER.
- 2 GENERAL PLATING SPECIFICATION: UNDERPLATING
(ENTIRE CONTACT): 1.27µm MIN NICKEL AND ACTION
PIN: 0.5µm MIN TIN.
FOR PLATING OF MATING SURFACES SEE APPLICABLE
SPECIFICATION REFERENCE FOR EACH DASH NUMBER.
- 3 CONFORMS TO ALL TESTING ACCORDING TO IEC 61076-4-101
PERFORMANCE LEVEL 2.
- 4 CONFORMS TO ALL TESTING ACCORDING TO IEC 61076-4-101
PERFORMANCE LEVEL 1.
- 5 CONNECTOR TESTED AND QUALIFIED AGAINST TELCORDIA GR-1217-CORE QUALITY LEVEL 3,
CENTRAL OFFICE APPLICATIONS.
- 6 CONNECTOR TESTED AND QUALIFIED AGAINST TELCORDIA GR-1217-CORE QUALITY LEVEL 3,
UNCONTROLLED ENVIROMENT APPLICATIONS.
- 7 CONNECTOR MARKED WITH PART NUMBER AND DATE CODE.
ADDITIONAL CHARACTERS OR MARKINGS, AS WELL AS THE LOCATION OF THE MARKINGS,
MAY BE ADDED FOR TRACEABILITY BASED UPON MANUFACTURERS DISCRETION.
- 8 PLATED-THROUGH HOLES AT 2x2mm SQUARE GRID
PATTERN DEFINED BY CONTACT LAYOUT.
- 9 FOR ACTUAL PIN LOADING SEE "CONTACT LAYOUT".
- 10 FOR ACTUAL PIN DIMENSIONS SEE "CONTACT DIMENSIONS".
- 11 AREA RESERVED FOR KEYING PART (BASIC P/N 100525)
- 12 POLARIZATION FEATURE.
- 13 TO BE MEASURED AT BOTTOM OF SHROUD.
- 14 CONNECTOR LUBRICATED WITH BELCORE APPROVED LUBRICANT,
TECHNICAL REFERENCE: TR-NWT-001217 ISSUE 1, SEP 1992.

THIS DRAWING IS A CONTROLLED DOCUMENT.		DRN B CARBO 19MAY05	Tyco Electronics Corporation Harrisburg, Pa 17105-3608	
DIMENSIONS: mm		CHK G.SKIPPER 19MAY05	NAME G.SKIPPER 19MAY05	
TOLERANCES UNLESS OTHERWISE SPECIFIED: 0-PLC ± 1-PLC ±.01 2-PLC ± 3-PLC ± 4-PLC ± ANGLES ±		PRODUCT SPEC 108-19082	MALE ASSEMBLY, Z-PACK 2mm HM, TYPE A	
APPLICATION SPEC 114-19029		SIZE A1	CAGE CODE 00779	DRAWING NO 6392099
MATERIAL SEE SHEET 1	FINISH SEE SHEET 1	WEIGHT -	RESTRICTED TO -	
CUSTOMER DRAWING		SCALE 4:1	SHEET 2	OF 2 REV A