

# 600V Class H Fuse Blocks

## H600 Series



**Catalog Symbol:** H600 Series

**Amp Rating:** 1/8 to 600A

**Voltage Rating:** 600V

**Agency Information:**

CE, UL Listed, UL 4248, Guide IZLT, File E14853

CSA Certified, C22.2 No. 39, Class 6225-01, File 47235

**Withstand Rating (SCCR):** 10,000A RMS Sym.

For use with Class K5 & H Fuses (Cooper Bussmann NOS and RES)

**UL Flammability:** 94V0

**Materials:** Thermoplastic

### Class H Fuseblocks (600V) Catalog Data (for NOS and RES Fuses)

Amps	Poles	Terminal Type (Suffix No.)							Figure Number	Wire Range
		Screw				Box Lug w/				
		Catalog Number	—	Clip with Reinforced Spring	Pressure Plate	Pressure Plate & Clip with Reinforced Spring	—	Clip with Reinforced Spring		
1/8 to 30	1	H60030-1	S	SR	P	PR	C	CR	1	C, CR #2-14 Cu, #2-12 Al P, PR, S, SR #10-18 Cu ONLY
	2	H60030-2	S	SR	P	PR	C	CR	2	
	3	H60030-3	S	SR	P	PR	C	CR	3	
31 to 60	1	H60060-1	—	—	—	—	C	CR	4	C, CR #2-14 Cu, #2-8 Al
	2	H60060-2	—	—	—	—	C	CR	5	
	3	H60060-3	—	—	—	—	C	CR	6	
61 to 100	1	H60100-1	—	—	—	—	—	CR	7	CR #1/0-8 Cu/Al
	2	H60100-2	—	—	—	—	—	CR	8	
	3	H60100-3	—	—	—	—	—	CR	9	
101 to 200	1	H60200-1	—	—	—	—	—	CR	10	CR 250kcmil-6 Cu/Al
	3	H60200-3	—	—	—	—	—	CR	11	
201 to 400	1	H60400-1	—	—	—	—	—	CR†	12	CR 500kcmil-4 Cu/Al
	3	H60400-3	—	—	—	—	—	CR†	13	
401 to 600	1	H60600-1	—	—	—	—	—	CR	14	CR (2) 500kcmil-4/0 Cu/Al
	3	H60600-3	—	—	—	—	—	CR†	15	

†No UL, No CSA Certification.

‡UL Recognized, CSA Certification

**Dimensions – in**  
**600V, 1/10 to 30A**

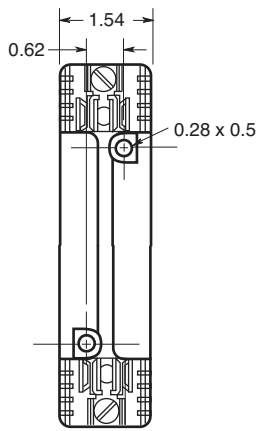
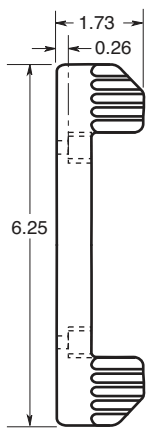


FIGURE 1.

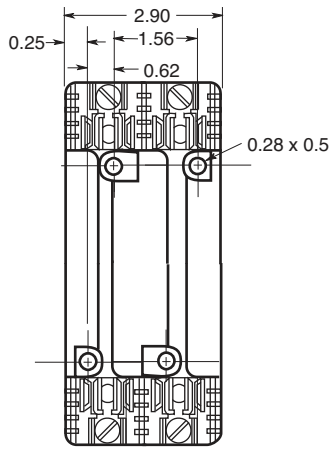


FIGURE 2.

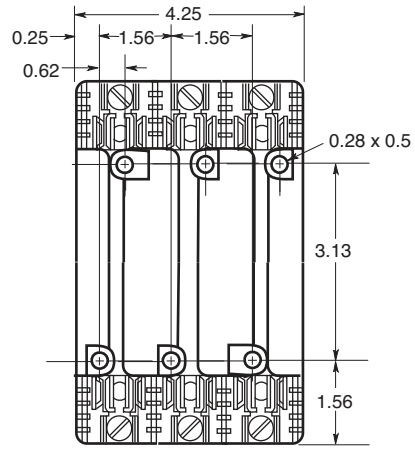


FIGURE 3.

**600V, 31 to 60A**

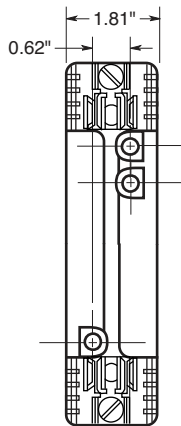
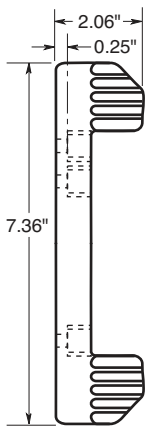


FIGURE 4.

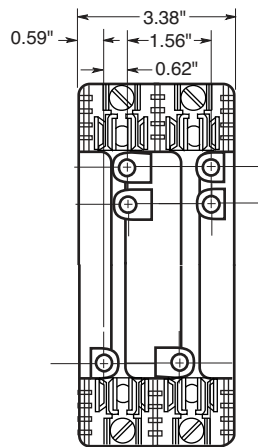


FIGURE 5.

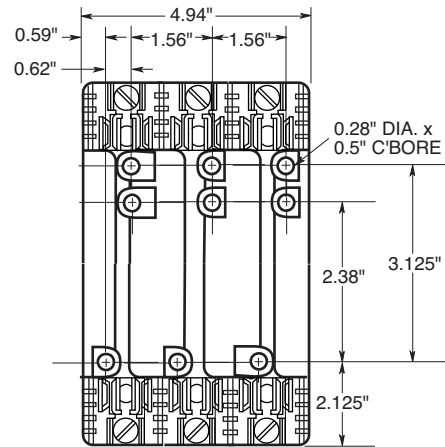


FIGURE 6.

**600V, 61 to 100A**

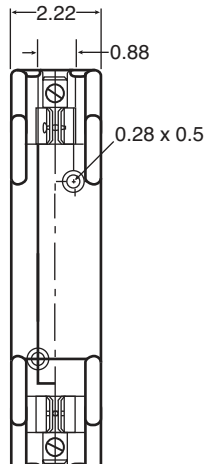
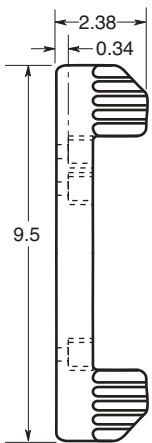


FIGURE 7.

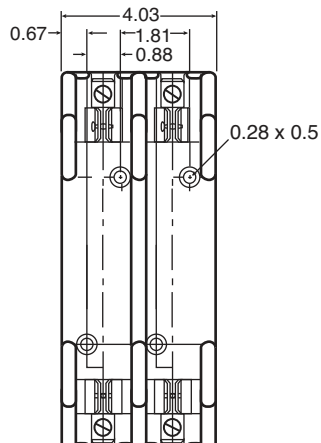


FIGURE 8.

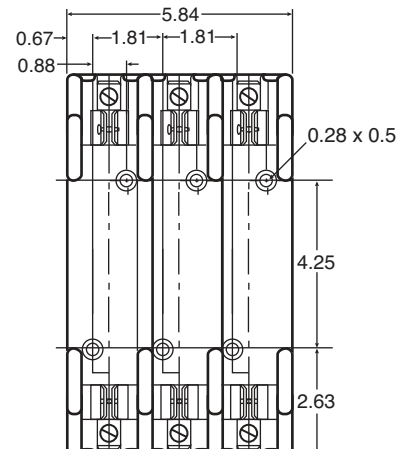


FIGURE 9.

**600V, 101 to 200A**

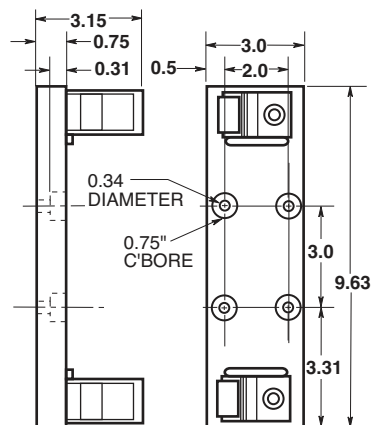


FIGURE 10.

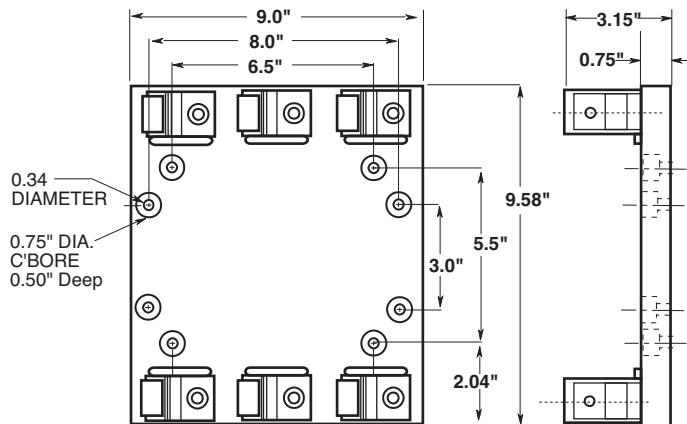


FIGURE 11.

**600V, 201 to 400A**

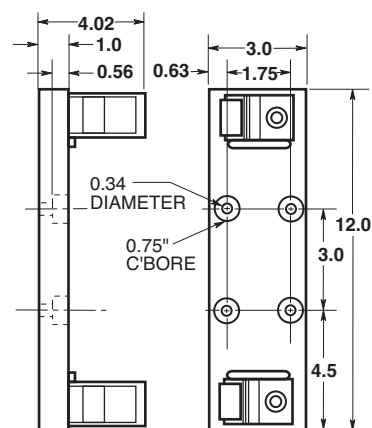


FIGURE 12.

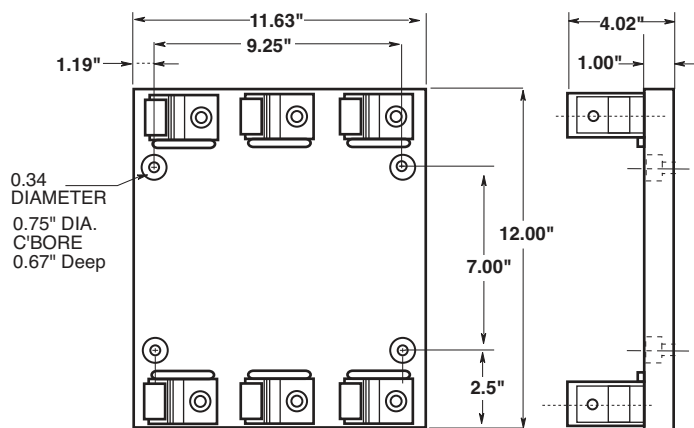


FIGURE 13.

**600V, 401 to 600A**

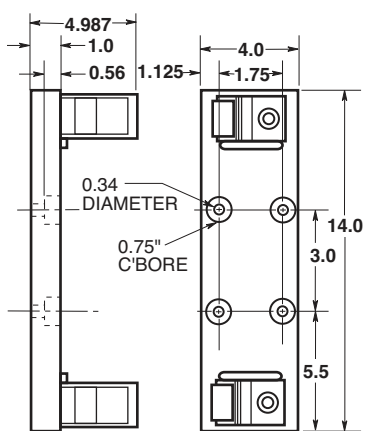


FIGURE 14.

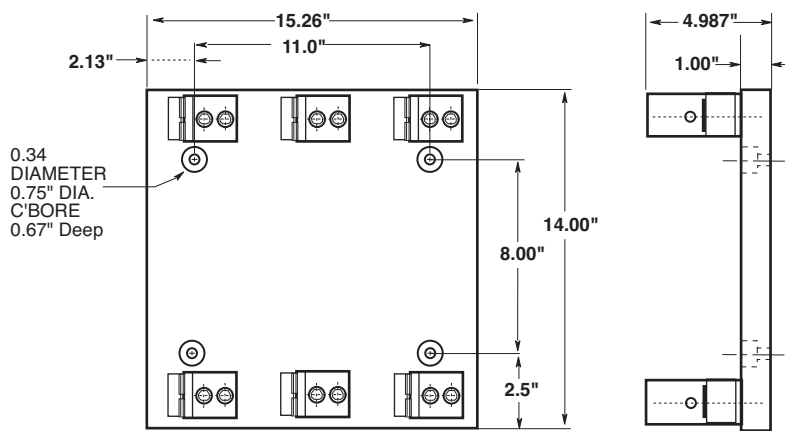


FIGURE 15.

The only controlled copy of this Data Sheet is the electronic read-only version located on the Cooper Bussmann Network Drive. All other copies of this document are by definition uncontrolled. This bulletin is intended to clearly present comprehensive product data and provide technical information that will help the end user with design applications. Cooper Bussmann reserves the right, without notice, to change design or construction of any products and to discontinue or limit distribution of any products. Cooper Bussmann also reserves the right to change or update, without notice, any technical information contained in this bulletin. Once a product has been selected, it should be tested by the user in all possible applications.