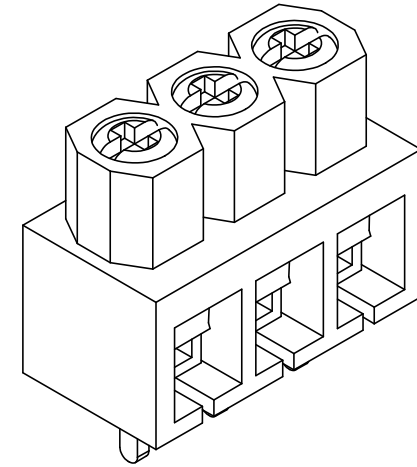
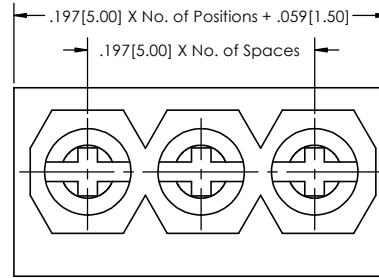
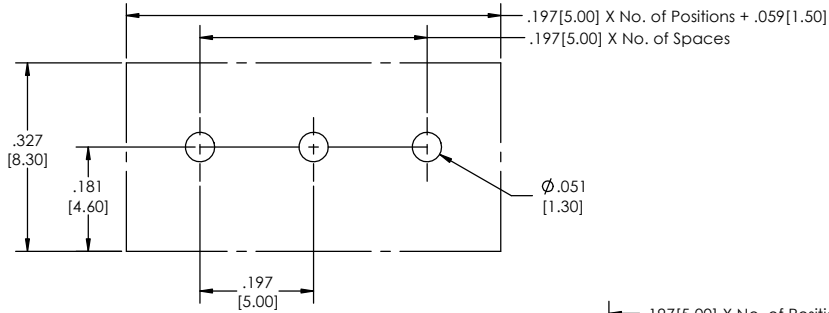


Recommended P.C. Board Layout
SCALE 6:1



TBW - 06 - **197** - **XX** - **XX** - **LF**
(A) (B) (C) (D)

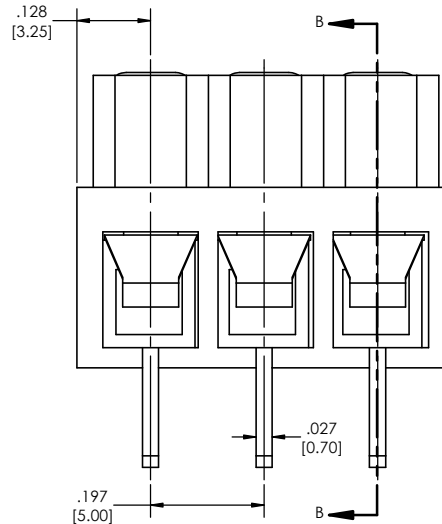
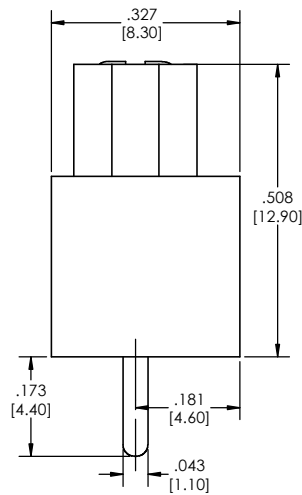
- A. Pitch
- 197= .197(5.00) cl
B. No. of Positions
- 02-24

- C. Color
- GR= Green (Standard)
- BK= Black
- BL= Blue
- WH= White
- GY= Grey
- OR= Orange
- YW= Yellow
- RD= Red
- BR= Brown

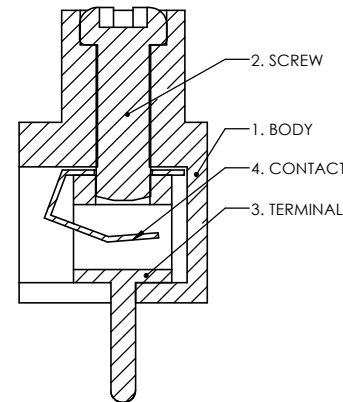
- D. Lead Free
Specifications:
Current Rating: 10 Ampere
Voltage Rating: AC 250V
Wire Range: 12-18 AWG
Insulation Resistance: DC 500V 500M ohms
Dielectric Withstanding Voltage: AC 2500V/1 minute
Operation Temperature: -33°C to +105°C
Max Torque: 3.47 lb-in (4.0kgf. cm)
Strip Length: .177-.197 (4.5-5mm)

- Materials:
1. Body: PA66 (Nylon), UL94 V-0
2. Screw: M3.0*0.5, C1018 Steel, Zinc Plated
3. Terminal: H62 Brass, Tin Plated
4. Contact: SUS301 Stainless Steel

Tails may be clipped to achieve specific dimensions.
Products cut to specific sizes are uncancellable/ nonreturnable.
Parts are subject to change without notice.



SECTION B-B



PROPRIETARY AND CONFIDENTIAL
THE INFORMATION CONTAINED IN THIS DRAWING IS THE SOLE PROPERTY OF Major League Electronics. ANY REPRODUCTION IN PART OR AS A WHOLE WITHOUT THE WRITTEN PERMISSION OF Major League Electronics IS PROHIBITED.

UNLESS OTHERWISE SPECIFIED:		NAME	DATE		
DIMENSIONS ARE IN INCHES		DRAWN	EOW		04/16/14
TOLERANCES:		CHECKED	GWE		04/16/14
ONE DECIMALS ±.100		ENG APPR.			
TWO DECIMAL ±.010		MFG APPR.			
THREE DECIMAL ±.005		ADDRESS:		TITLE: TBW-06-197 Series	
FOUR DECIMAL ±.002		2533 Centennial Blvd.		SIZE DWG. NO.	
NEXT ASSY USED ON		Jeffersonville, IN 47130		REV	
APPLICATION		Phone: 812-670-4174		A	
DO NOT SCALE DRAWING		Fax: 812-670-4175		SCALE 6:1	
		E-Mail: mle@mlelectronics.com		SHEET 1 OF 1	