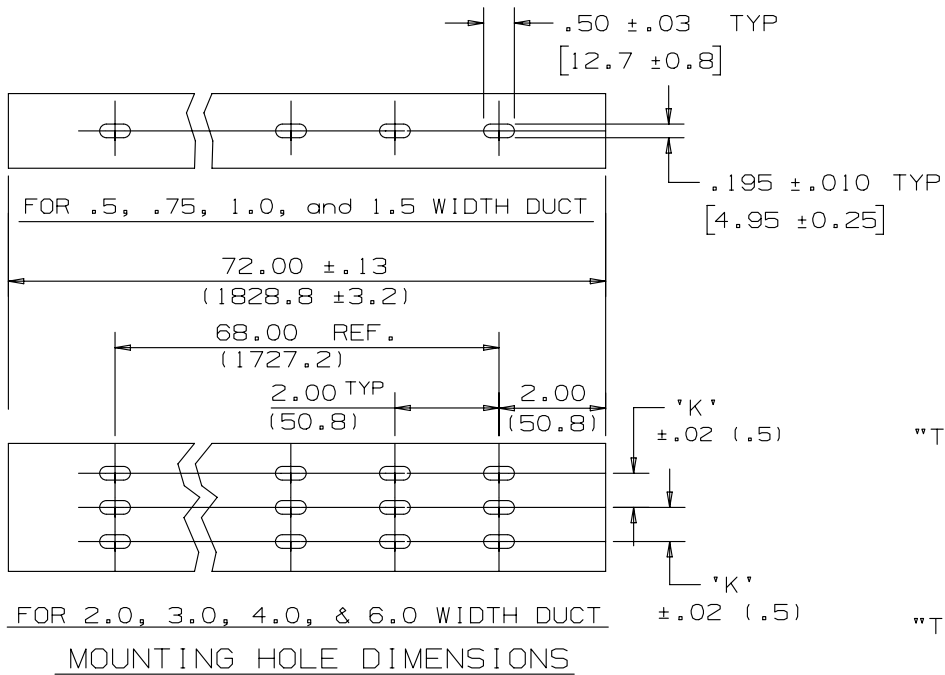
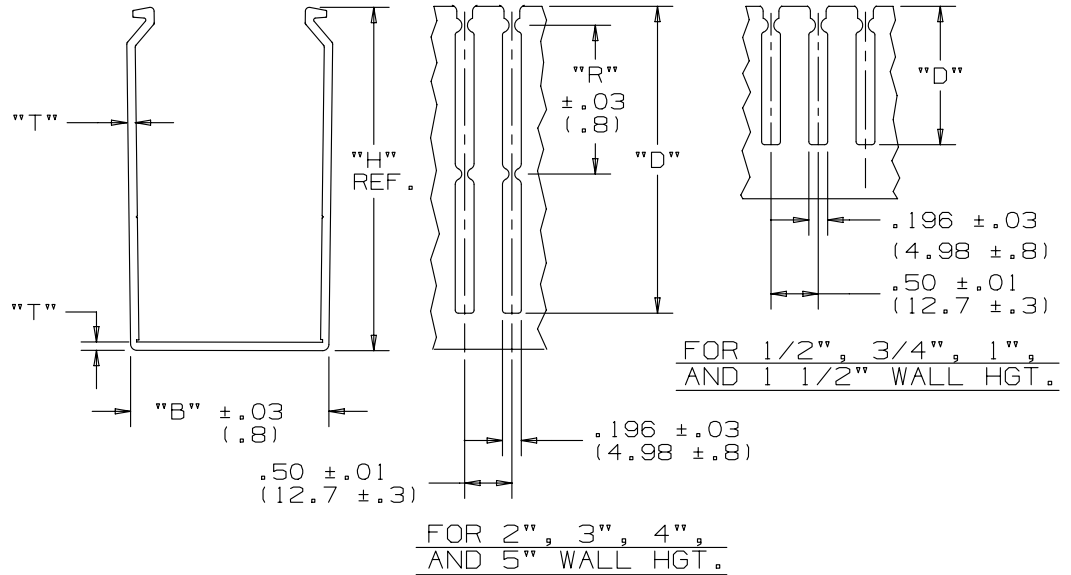


THIS COPY IS PROVIDED ON A RESTRICTED BASIS AND IS NOT TO BE USED IN ANY WAY DETRIMENTAL TO THE INTERESTS OF PANDUIT CORP.



NOTES:

- "B" MEASURED AT BASE.
- STANDARD LENGTH: 6 ft. (1.83m).
- SEE CURRENT CATALOG FOR PART NUMBER DESIGNATIONS FOR TYPE, COLOR, AND LENGTH.
- TYPE "FS" SOLID WALL DUCT, IS AVAILABLE, WITH SAME DIMENSIONS, BUT WITHOUT SLOTS IN THE WALLS.
- DUCT TYPES "FS" AND "F" TO BE USED WITH TYPE "C" COVER, REFERENCE DRAWING 34518-17.
- DIMENSIONS IN PARENTHESES ARE IN METRIC.
- ADHESIVE BACKED DUCT AND/OR DUCT WITH OR WITHOUT HOLES IS ALSO AVAILABLE.



TYPE "F" - SLOT DETAIL

PART NO. SYSTEM CHANNEL EXAMPLE:

FS 1.5 X 2 \*\* 6 NM -A  
 TYPE 1.5" WIDE 2" HIGH COLOR \*\* LENGTH (FT) NO MOUNTING HOLES ADHESIVE BACKED

						TITLE		WIRING DUCT, TYPE "F" & "FS"				
						CUSTOMER DRAWING						
						ITEM REVISION NAME		D34301BA/03				
						DATASET FILE NAME		D34301BA-DC_Type_F-FS-US/03B				
						UNLESS OTHERWISE SPECIFIED, DIMENSIONAL TOLERANCES ARE: IN (mm)		MATERIAL:				
						.X ± .XX ± .12 [ 3.1 ]		POLYVINYL CHLORIDE				
						.XXX ± ANGLES ±		DRAWING NUMBER:				
						THIRD ANGLE PROJECTION		34301-03				
7 02-26-13 JBN RTFI RTFI S. UPDATED DRAWING BORDER & TITLE BLOCK						34301-03		SHT 1 OF 2				
REV	DATE	BY	CHK	APR	DESCRIPTION	ECN	DW	DATE	CHK	SCALE	SHT 1 OF 2	SIZE
							DW	03-01-93	BKR	NONE		A

D10100DA/14

THIS COPY IS PROVIDED ON A RESTRICTED BASIS AND IS NOT TO BE USED IN ANY WAY DETRIMENTAL TO THE INTERESTS OF PANDUIT CORP.

NOMINAL DUCT SIZE (W X H)	B	D	D TOL	H REF	K	T	T TOL	R
.5 X .5	.69 (17.5)	.38 (9.7)	± .01 (.4)	.49 (12.6)	ON C/L	.05 (1.3)	±.01 (.2)	N/A
.5 X 1	"	.75 (19.1)	±.02 (.5)	.99 (25.2)		"	±.01 (.3)	N/A
.75 X .75	.93 (23.6)	.56 (14.3)	"	.74 (18.7)		"	±.01 (.2)	N/A
.75 X 1	"	N/A	N/A	.99 (25.1)	N/A	"	"	N/A
.75 X 1.5	"	1.20 (30.5)	±.02 (.5)	1.51 (38.4)	ON C/L	.07 (1.8)	±.01 (.3)	N/A
.75 X 2	"	N/A	N/A	1.98 (50.3)	N/A	.08 (2.0)	±.01 (.2)	N/A
1 X 1	1.26 (32.0)	.75 (19.1)	±.02 (.5)	.99 (25.1)	ON CENTERLINE	.06 (1.4)	±.01 (.3)	N/A
1 X 1.5	"	1.20 (30.5)	"	1.51 (38.4)		.07 (1.8)	±.01 (.2)	N/A
1 X 2	"	1.63 (41.4)	±.03 (.8)	2.01 (51.1)		.08 (2.0)	±.02 (.4)	.71 (18.1)
1 X 3	"	2.63 (66.8)	"	3.02 (76.8)		.10 (2.4)	±.01 (.3)	1.21 (30.8)
1 X 4	"	3.63 (92.2)	"	4.00 (101.6)		.11 (2.7)	±.02 (.5)	1.70 (43.2)
1.5 X 1	1.75 (44.5)	.75 (19.1)	±.02 (.5)	.98 (25.0)		.06 (1.5)	±.01 (.3)	N/A
1.5 X 1.5	"	1.20 (30.5)	"	1.51 (38.3)		.07 (1.8)	±.01 (.3)	N/A
1.5 X 2	"	1.63 (41.4)	±.03 (.8)	2.01 (51.1)		.08 (2.0)	"	.71 (18.1)
1.5 X 3	"	2.63 (66.8)	"	3.02 (76.7)		.10 (2.4)	±.01 (.3)	1.21 (30.8)
1.5 X 4	"	3.63 (92.2)	"	4.02 (102.1)		.11 (2.7)	±.01 (.3)	1.70 (43.2)

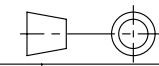
N/A = NOT AVAILABLE

> = AVAILABLE AS "FS" ONLY.

DIMENSIONS IN PARENTHESIS ARE IN METRIC.

NOMINAL DUCT SIZE (W X H)	B	D	D TOL	H REF	K	T	T TOL	R
2 X 1	2.25 (57.2)	.75 (19.1)	±.02 (.5)	.98 (25.0)	.50 (12.7)	.06 (1.5)	±.01 (.3)	N/A
2 X 1.5	"	1.20 (30.5)	"	1.49 (37.8)	"	.07 (1.8)	±.01 (.3)	N/A
2 X 2	"	1.63 (41.4)	±.03 (.8)	1.99 (50.5)	"	.08 (2.0)	"	.71 (18.1)
2 X 3	"	2.63 (66.8)	"	3.01 (76.6)	"	.10 (2.4)	±.01 (.3)	1.21 (30.8)
2 X 4	"	3.63 (92.0)	"	3.99 (101.5)	"	.11 (2.7)	±.02 (.4)	1.70 (43.2)
2 X 5	"	4.63 (117.6)	±.04 (1.0)	5.01 (127.3)	"	.11 (2.8)	"	2.23 (56.7)
2.5 X 3	2.75 (69.8)	N/A	N/A	2.99 (76.0)	N/A	.10 (2.4)	±.02 (.4)	N/A
3 X 1	3.25 (82.6)	.75 (19.1)	±.02 (.5)	.98 (24.8)	1.00 (25.4)	.07 (1.7)	±.01 (.3)	N/A
3 X 2	"	1.63 (41.4)	±.03 (.8)	1.99 (50.5)	"	.08 (2.0)	"	.71 (18.1)
3 X 3	"	2.63 (66.8)	"	3.00 (76.3)	"	.10 (2.5)	±.02 (.4)	1.21 (30.8)
3 X 4	"	3.63 (92.2)	"	4.01 (101.9)	"	.11 (2.7)	"	1.70 (43.2)
3 X 5	"	4.63 (117.6)	±.04 (1.0)	5.01 (127.3)	"	.12 (2.9)	±.01 (.3)	2.23 (56.7)
4 X 1.5	4.25 (108.0)	N/A	N/A	1.49 (37.7)	N/A	.07 (1.8)	±.01 (.2)	N/A
4 X 2	"	1.63 (41.4)	±.03 (.8)	1.99 (50.5)	1.50 (38.1)	.080 (2.0)	"	.71 (18.1)
4 X 3	"	2.63 (66.8)	"	2.99 (76.0)	"	.10 (2.4)	±.01 (.3)	1.21 (30.8)
4 X 4	"	3.63 (92.2)	"	4.00 (101.6)	"	.11 (2.7)	±.01 (.3)	1.70 (43.2)
4 X 5	"	4.63 (117.6)	±.04 (1.0)	5.00 (127.0)	"	.11 (2.8)	±.02 (.5)	2.23 (56.7)
6 X 4	6.25 (158.8)	3.63 (92.2)	±.03 (.8)	3.99 (101.4)	2.50 (63.5)	.11 (2.8)	±.01 (.3)	1.70 (43.2)

					TITLE				
					WIRING DUCT, TYPE "F" & "FS"				
					CUSTOMER DRAWING				
					ITEM REVISION NAME				
					D34301BA/03				
					DATASET FILE NAME				
					D34301BA-DC_Type_F-FS-US/03B				
					UNLESS OTHERWISE SPECIFIED, DIMENSIONAL TOLERANCES ARE: IN [ mm ]				
					.X ± .XXX ± .XX ± .12 [ 3.1 ] ANGLES ±				
7					02-26-13				
JBN					RTFI				
RTFI					SEE SHEET 1 FOR DISCRPTION OF CHANGES				
					34301-03				
DRAWN BY					DATE				
DW					03-01-93				
CHK					SCALE				
BKR					NONE				
					MATERIAL:				
					POLYVINYL CHLORIDE				
					DRAWING NUMBER:				
					34301-03				
REV					DATE				
BY					CHK				
APR					DESCRIPTION				
					ECN				
					DRAWN BY				
					DATE				
					CHK				
					SCALE				
					SHT 2 OF 2				
					SIZE				
					A				



THIRD ANGLE PROJECTION

D101000DA/15