


Number of contacts

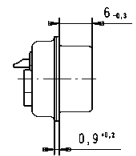
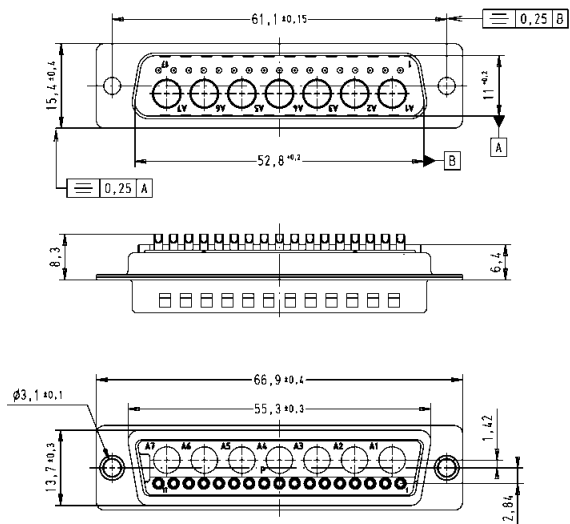
24



Mixed shells with pre-mounted signal solder cup contacts

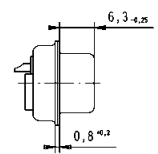
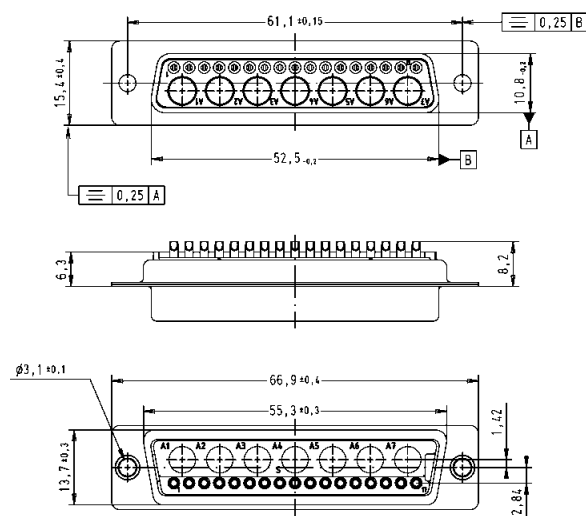
Identification	No. of contacts ¹⁾	Part number			
		male connectors		female connectors	
		Performance level 3	S4 ²⁾	Performance level 3	S4 ²⁾
	24W7	09 69 511 7247	09 69 511 5247	09 69 501 7247	09 69 501 5247

Male connectors



Solder cup termination for AWG 20 (0.5 mm²)

Female connectors



Solder cup termination for AWG 20 (0.5 mm²)

Dimensions in mm

D-Sub

¹⁾ Explanations see page 05.51
²⁾ S4 = 0.76 µm Au or PdNi equivalent
 Board drillings see pages 05.78 ff

Order special contacts separately. See pages 05.69 ff