

This document is the property of Amphenol Corporation and is delivered on the express condition that it is not to be disclosed, reproduced or used, in whole or in part, for manufacture or sale by anyone other than Amphenol Corporation without its prior consent, & that no right is granted to disclose or to use any information in this document.

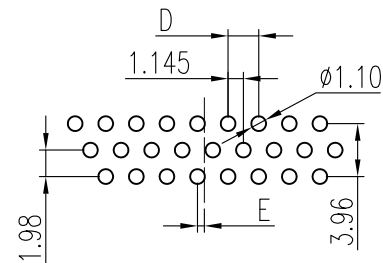
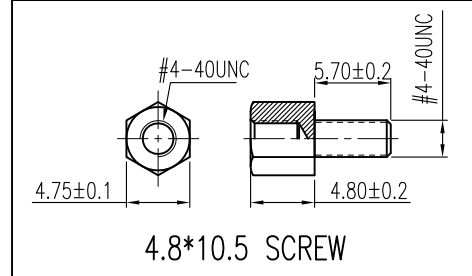
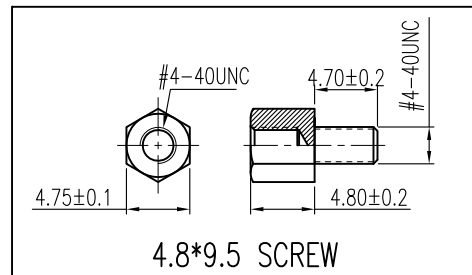
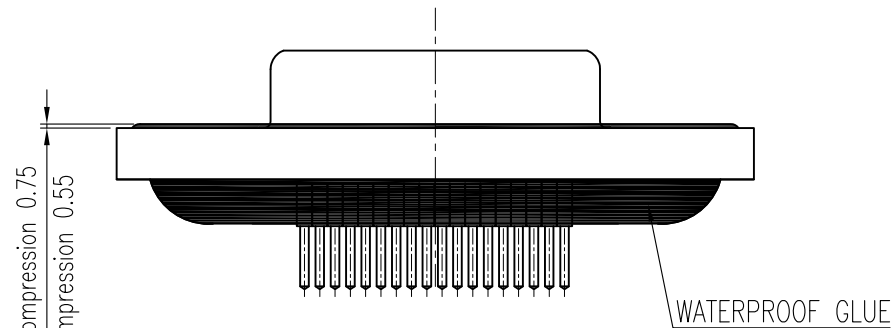
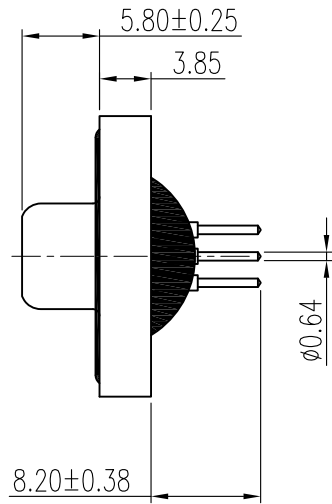
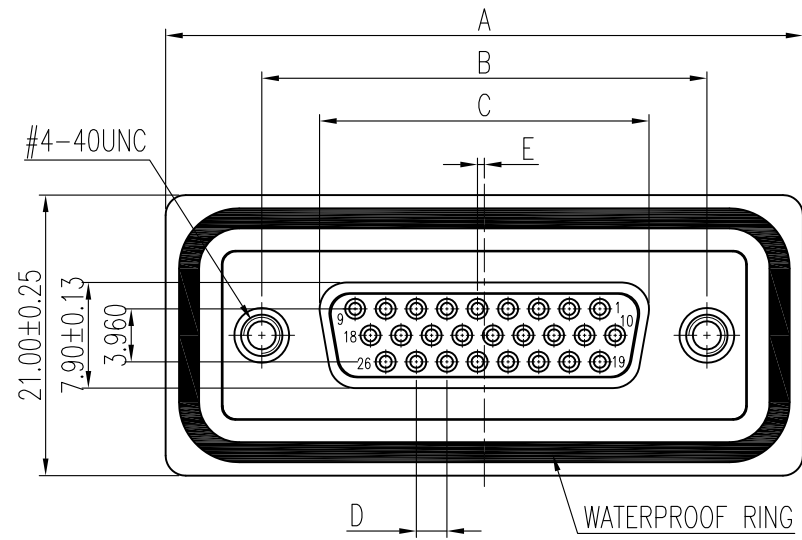
# Customer Drawing

## REVISIONS

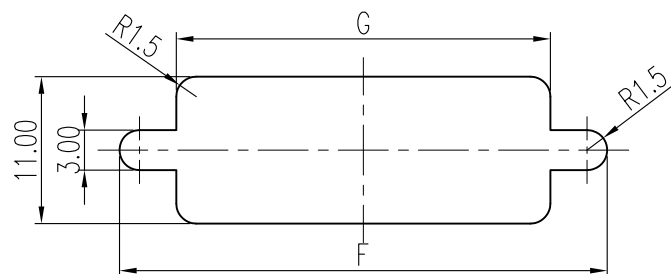
SYM	ECN	DESCRIPTION	DATE	APPROVED
1	HK--	First Release Drawing	06/22/10	IP
2	HK--	Update the Drawing	01/05/17	IP

## D-SUB TECHNICAL DATA


SHELL : SPCC. 80u" min nickel over 50u" min copper  
 BODY : PBT, UL 94V-0, Color:Black.  
 CONTACTS : Copper Alloy, Full gold over 50u" min nickel  
 WATERPROOF RING: Silica Gel.  
 WATERPROOF GLUE: Epoxy.  
 SCREWLOCK : Copper Alloy, Nickel Plated.  
 RIVET : Copper Alloy, Nickel Plated.  
 ELECTRICAL : Voltage rating : 250 VAC(RMS)  
 Current rating : 5 Ampere per Contact  
 Insulation Resistance : 5000 Megohms Min.  
 Withstanding Voltage 1000V AC(RMS)  
 Contact Resistance : 10 Milliohms Max.  
 Waterproof Rate: IP 67 Min.  
 MARKING : Amphenol  
 Manufacturing date



RECOMMENDED P.C.B LAYOUT



RECOMMENDED PANEL CUT-OUT



Screw L=4.7 For Panel Thickness Under 1.2mm  
 Screw L=5.7 For Panel Thickness Between 1.2~2.0mm



## PRODUCT CODE

# L 17EHD XX S 1 X

L: RoHS Compliance

17EHD:  
High density series

Number of contacts:  
15, 26, 44

Contact plating;;  
0: gold flash  
1: 15u"gold  
2: 30u"gold

Termination:  
1: Straight PCB without stand-off or boarlocks

Contact type:  
S : Socket

UNLESS OTHERWISE SPECIFIED TOLERANCES		APPROVAL		DATE
U.S.	METRIC	DRAWN	Feliza Liu	01/05/17
.X +/-	0.50	CHECKED	Tony Tang	01/05/17
.XX +/-	0.30	CHECKED		
.XXX +/-	0.20	DRAWING FILE :		
FRACTIONS +/-	5'	ANGLE OF PROJECTION		
ANGLES +/-		REMOVE SHARP EDGES		
FOR MATERIALS AND FINISHES SEE NOTES		DIMENSIONS		
		U.S. INCHES		
		METRIC MM		

Amphenol		
TITLE D-sub, Waterproof Series		
SIZE	DRAWING NO.	REV.
A4	L17EHDXXS1X	2
SCALE	NONE	SHEET 1 OF 1

NO.	A ±0.25	B ±0.25	C ±0.13	D ±0.13	E ±0.25	F ±0.25	G ±0.25
15S	39.40	24.99	16.33	2.29	0.25	28.20	20.00
26S	47.70	33.32	24.66	2.29	0.51	36.50	28.00
44S	64.50	47.04	38.38	2.29	0.51	51.00	41.50