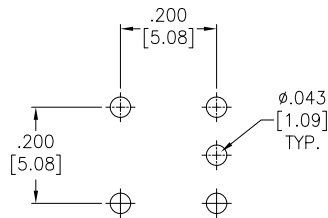
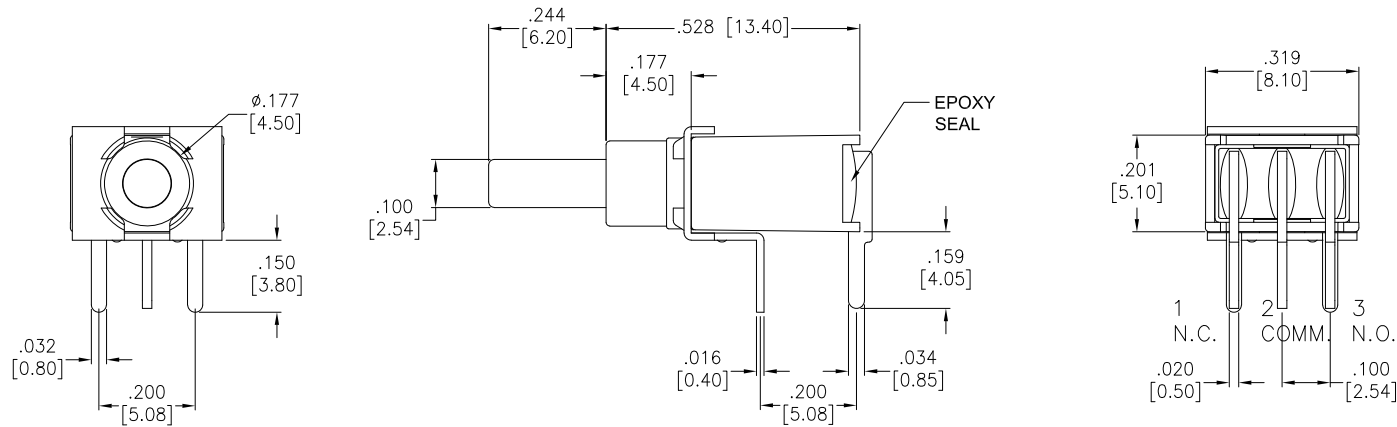
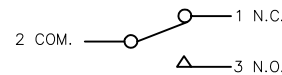


Rev	AWO #	Description	Date	Appr
-		RELEASED	9/30/21	

APPROVED: _____
DATE: _____ TITLE: _____



RECOMMENDED
PCB LAYOUT



CIRCUIT DIAGRAM
(SPDT)

BUTTON POSITION		
FUNCTION	ON	MOM
TERMINALS	2-1	2-3

SPECIFICATIONS:

Material:

Case: PA9T, Rated UL94V-0, color Red

Plunger: FR52, Rated UL94V-0

Bushing: PA9T, Rated UL94V-0

Movable Contact: Copper Alloy, Gold over Nickel under plate.

Terminal: Copper Alloy, Gold over Nickel under plate.

Electrical:

Rating: 0.4A max @ 20V AC or DC

Contact resistance: 20 mΩ max

Insulation resistance: 1,000 Mohms min

Dielectric withstanding voltage: 1,500V RMS @Sea level

Life: 30,000 cycles at full load

Temperature Rating:

Operating temperature: -30°C to +85°C

Environmental:

Sealed IP67 Rated

Lead free, RoHS compliant



UNLESS OTHERWISE SPECIFIED ALL DIMENSIONS ARE INCHES [MM]. TOLERANCES: EXCEPT AS NOTED

INCHES		HOLES	
.X	± .10	Ø.X	± .10
.XX	± .020	Ø.XX	± .015
.XXX	± .015	Ø.XXX	± .010

DRAWN	JJ	9/30/21
CHECKED	RC	9/30/21
APPROVED		

THIS DRAWING CONTAINS INFORMATION THAT IS PROPRIETARY AND SHOULD NOT BE USED WITHOUT PRIOR WRITTEN PERMISSION FROM ADAM TECH



909 Rahway Avenue,
Union, NJ 07083
Phone: 908-687-5000
Fax: 908-687-5710

TITLE
**SEALED SUB-MINIATURE PUSH BUTTON SWITCH,
SPDT, ON-MOM, GOLD PLATED, PCB TAILS, RIGHT ANGLE**

SIZE	PART NO.	REV.
X	SW-PB9-AAB00A2RE-6	-

REF: S00198T SCALE: NTS SHEET 1 OF 1