

XXS30S2AM12

Ultrasonic sensors XX, ultrasonic sensor, stainless steel, cylindrical M30, straight, 2 m, 4...20 mA



Main

Range of Product	Telemecanique Ultrasonic sensors XX
Sensor Type	Ultrasonic sensor
Series name	General purpose
Sensor name	XXS
Sensor design	Cylindrical M30
Detection system	Diffuse
[Sn] nominal sensing distance	6.56 Ft (2 m) adjustable with remote teach push-button 6.56 ft (2 m) software with kit
Material	Metal
Type of output signal	Analogue
Wiring Technique	5-wire
Analogue output function	4...20 mA
[Us] rated supply voltage	12...24 V DC reverse polarity protection
Electrical connection	Male connector M12 5 pins
[Sd] sensing range	0.51...6.56 ft (0.155...2 m)
IP degree of protection	IP65 conforming to IEC 60529 IP67

Complementary

Enclosure Material	Stainless steel 316L
Front material	Epoxy Rubber Resin
Supply voltage limits	10...30 V DC
Function Available	With synchronisation mode Software configurable
[Sa] assured operating distance	0.51...6.56 ft (0.155...2 m) teach mode)
Blind zone	6.10 in (155 mm)
Transmission frequency	120 kHz
Repeat accuracy	0.1 %
Deviation angle from 90° of object to be detected	-12...12 °
Minimum size of detected object	Cylinder diameter 1 mm 4.59 ft (1.4 m)
Status LED	Output state 1 LED yellow) Echo state 1 LED green)
Current Consumption	65 mA
Maximum switching capacity	250 Ohm 12 V DC overload and short-circuit protection 850 Ohm 24 V DC
Setting-up	Teach mode Configurator software
Maximum delay first up	250 ms
Maximum delay recovery	200 ms
Marking	CE
Threaded length	2.98 in (75.75 mm)
Height	1.18 in (30 mm)
Width	1.18 in (30 mm)

The information provided in this documentation contains general descriptions and/or technical characteristics of the performance of the products contained herein. This documentation is not intended as a substitute for and is not to be used for determining suitability or reliability of these products for specific user applications. It is the duty of any such user or integrator to perform the appropriate and complete risk analysis, evaluation and testing of the products with respect to the relevant specific application or use thereof. Neither Schneider Electric Industries SAS nor any of its affiliates or subsidiaries shall be responsible or liable for misuse of the information contained herein.

Depth	4.02 in (102.15 mm)
Net Weight	0.40 lb(US) (0.18 kg)

Environment

Standards	EN/IEC 60947-5-2 CSA C22.2 No 14 UL 508
Product Certifications	CULus E2 EAC RCM Ecolab
Ambient air temperature for operation	-13...158 °F (-25...70 °C)
Ambient Air Temperature for Storage	-40...176 °F (-40...80 °C)
Vibration resistance	+/-1 mm 10...55 Hz)IEC 60068-2-6
Shock resistance	30 gn in all 3 axes 11 ms IEC 60068-2-27
Resistance to electrostatic discharge	8 kV IEC 61000-4-2
Resistance to electromagnetic fields	9.14 V/m (10 V/m) level 3 IEC 61000-4-3
Resistance to fast transients	2 kV IEC 61000-4-4





Ordering and shipping details

Category	22489 - SENSORS XX ULTRASONIC GEN PURPOSE
Discount Schedule	DS2
GTIN	3389119644846
Nbr. of units in pkg.	1
Package weight(Lbs)	7.97 oz (226 g)
Returnability	Yes
Country of origin	US

Packing Units

Unit Type of Package 1	PCE
Package 1 Height	1.61 in (4.1 cm)
Package 1 width	3.74 in (9.5 cm)
Package 1 Length	5.20 in (13.2 cm)

Offer Sustainability

Sustainable offer status	Green Premium product
California proposition 65	WARNING: This product can expose you to chemicals including: Diisononyl phthalate (DINP), which is known to the State of California to cause cancer, and Di-isodecyl phthalate (DIDP), which is known to the State of California to cause birth defects or other reproductive harm. For more information go to www.P65Warnings.ca.gov
REACH Regulation	 REACH Declaration
EU RoHS Directive	Pro-active compliance (Product out of EU RoHS legal scope)  EU RoHS Declaration
Mercury free	Yes
RoHS exemption information	 Yes
Environmental Disclosure	 Product Environmental Profile

Contractual warranty

Warranty	18 months
----------	-----------