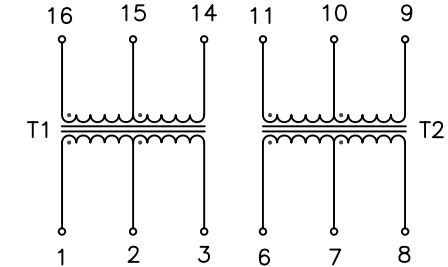
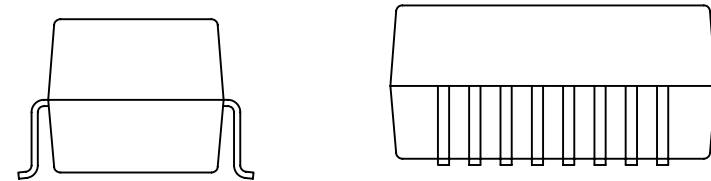



NOTICE:	THIS IS A RoHS COMPLIANT COMPONENT/PRODUCT. ALL ENGINEERING CHANGES MUST HAVE PRIOR APPROVAL BY THE DESIGN CENTER.
RoHS ✓	

6. HIPOT: (100%)
 (1-3) TO (16-14) } = 1500 VRMS FOR 1 MINUTE OR
 (6-8) TO (11-9) } 1650 VRMS FOR 6 SECONDS
 (3-14) TO (6-11) = 500 VRMS FOR 6 SECONDS



SCHEMATIC



FINAL OUTLINE

TEST NOTES:

UNLESS OTHERWISE SPECIFIED, TESTING IS PERFORMED AT 25°C ±5°C.

1. TURNS RATIO AND POLARITY: 100 KHz, 0.02 VRMS (100%)

$$\frac{(6-8)}{(11-9)} = 1.0 \pm 2\%$$

$$\frac{(16-14)}{(1-3)} = 2.4 \pm 2\%$$

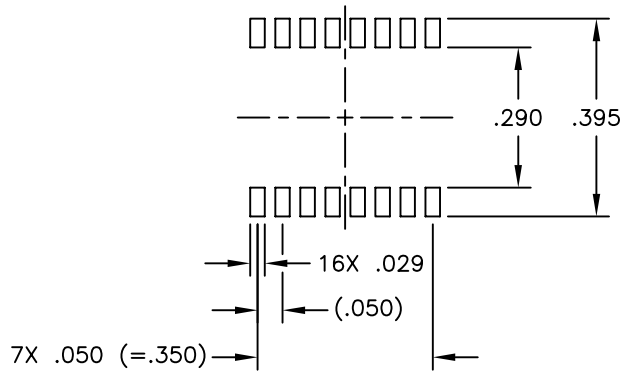
* SET PTT PARAMETER AS SPTRP: PRI LEVEL 20 mV, SEC LEVEL 70 mV.

2. 2.1 INDUCTANCE (OCL): 100 KHz, 0.100 VRMS (100%)
 (1-3) = (11-9) = 1.0 mH MINIMUM
 2.2 INDUCTANCE (OCL): 100 KHz, 0.100 VRMS AT-40 CENTIGRADE DEGREES (SAMPLE)
 (1-3) = (11-9) = 600 uH MINIMUM
3. LEAKAGE INDUCTANCE (LL): 100 KHz, 0.2 VRMS (100%)
 (1-3) WITH (16-14) SHORT = 0.8 uH MAXIMUM
 (11-9) WITH (6-8) SHORT = 0.8 uH MAXIMUM
4. INTERWINDING CAPACITANCE (CCW): 100 KHz, 1 VRMS (100%)
 (16-14) TO (1-3) = 30 pF MAXIMUM
 (6-8) TO (11-9) = 30 pF MAXIMUM
5. DC RESISTANCE (DCR): (100%)
 (1-3) = 0.85 OHM MAXIMUM
 (16-14) = 2.0 OHM MAXIMUM
 (6-8) = 0.85 OHM MAXIMUM
 (11-9) = 0.85 OHM MAXIMUM

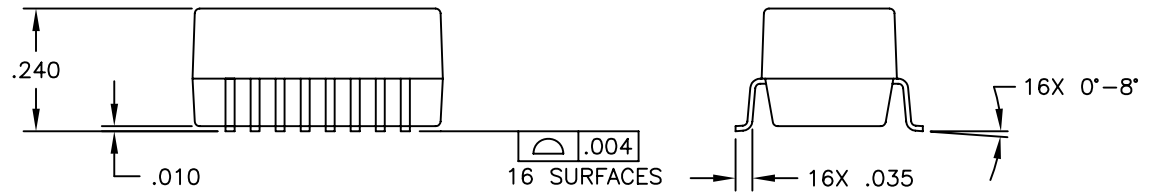
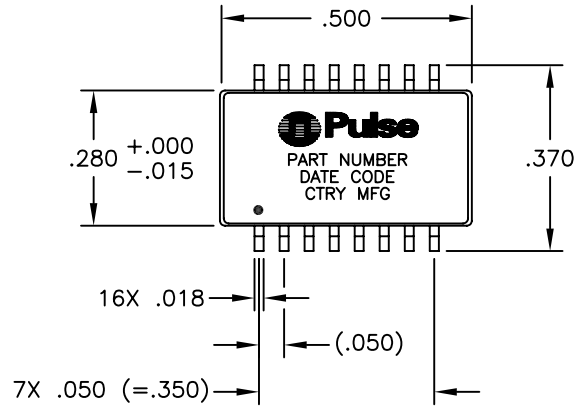
NOTE: TO ORDER TAPE & REEL PACKAGING ADD A "T" SUFFIX TO THE PART NUMBER(i.e T1144NL BECOMES T1146NLT).

© Copyright, 2010. Pulse Engineering, Inc. All rights reserved. Drawing specifications subject to change without notice. (03/15/11)

PULSE CONFIDENTIAL & PROPRIETARY	PRODUCT DESCRIPTION	PS DRAWING	SHEET:	DWG. NO./ PART NO.	REV.
	XFMR,DUAL,T1,BH,ET,1:2.4,1:1	PS-0010.001-D	1	T1144NL	M17



SUGGESTED LAND PATTERN



UNLESS OTHERWISE SPECIFIED, ALL DIMENSIONS ARE IN INCHES
TOLERANCES ARE:

DECIMALS	ANGLES
.XX ±.01	± 1°
.XXX ±.005	

PULSE CONFIDENTIAL & PROPRIETARY	PRODUCT DESCRIPTION	PS DRAWING	SHEET:	DWG. NO./ PART NO.	REV.
	XFMR,DUAL,T1,BH,ET,1:2.4,1:1	PS-0010.001-D	2	T1144NL	M17