



## 2-hand control KZH2-XS Part number 85100626



- Type III C "2-hand control" functions according to EN 574/97
- Control device with two channels
- Level 4 according to NF.EN 954-1
- "KZH2-XS":
  - 2 "N/O" safety contacts with linked contacts-6A/250 V AC
- "KZH3-RS":
  - 3 "N/O" safety contacts with linked contacts-6A/250 V AC
  - "N/F" signalling contact

	Type	Function	Level of safety	Safety contacts	Casing	Supply voltage	Connections	Weight (g)
85100626	KZH2-XS	2-hand control	4	2	22,5 mm	24 V ACDC	Screw terminal	230
85100636	KZH3-RS	2-hand control	4	3	45 mm	24 V ACDC	Screw terminal	310
85100634	KZH3-RS	2-hand control	4	3	45 mm	115 V AC	Screw terminal	410
85100635	KZH3-RS	2-hand control	4	3	45 mm	230 V AC	Screw terminal	410

### Supply voltage

On/off indication	1 power supply voltage LED
-------------------	----------------------------

### Type

Breaking capacity (V resistive)	1500 VA
Max. breaking current	6,82 A
Max. breaking voltage	440 V AC
Electrical endurance	10 <sup>5</sup> operations at 1500 VA resistive 5x10 <sup>5</sup> operations at 500 VA resistive
Mechanical life (operations)	10 <sup>7</sup>

### On/off indication

Operating temperature (°C) IEC 68-2-14	0 →+50
Storage temperature (IEC 68-2-12) (°C)	-20 →+70
Internal voltage	24 V DC

### fast transients

Drop-out / short breaks / microbreaks	Un-30% for 10 ms every 1 s Un-60% for 100 ms every 1 s according to IEC 61496-1/97 Un-100% for 10 ms every 100 ms Un-50% for 20 ms every 200 ms Un-50% for 500 ms every 5 s
Material	Polycarbonate Self-extinguishing-UL94 class VO
Protection Housing	IP 40
Degree of terminal protection	IP 20
Connection capacity	2 x 1,5 mm <sup>2</sup> multicore with ferrule 2 x 2,5 mm <sup>2</sup> solid conductor
Spring terminals, 2 terminals per connection point - rigid wire	2,5 mm <sup>2</sup>
Spring terminals, 2 terminals per connection point - flexible wire	1,5 mm <sup>2</sup>

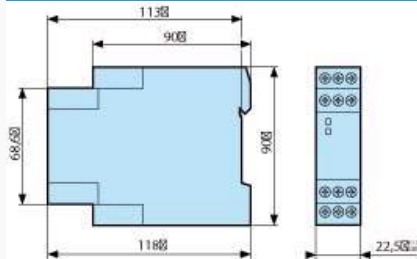
### Operating range

Synchronisation difference	KZH2-XS: < 500 ms
Reset time	KZH3-RS / < 500 ms
Response time on release of control device	KZH3-RS: < 20 ms
Maximum response time on emergency stop at Un	KZH3-RS: < 20 ms
Number of safety circuits	KZH2-XS: 2 "N/O" AgSnO contacts KZH3-RS: 3 "N/O" AgSnO contacts
Number of data circuits	KZH3-RS: 1 "NC" AgSnO contacts
Max. absorbed power	KZH2-XS: AC 1,5 VA / DC 1,5 W KZH3-RS: 24 AC 1,5 VA / 24 DC 1,5 W / 115-230 AC 3,2 VA
Dielectric strength	2.95 kV according to IEC 664-1
Resistance to tracking	Material group III
Radiated electromagnetic field	30 V / m Level X acc. to IEC 1000.4.3 80 MHz to 1GHz / 900 MHz (ENV50140 / 204)
Electrostatic discharge	15 kV in the air acc. to IEC 1000.4.2
Shock waves	Level 3 acc. to IEC 1000.4.5 Common mode 2 kV for 24 V DC and 24 V AC KZH3-RS / Common mode 4 kV for 230 V AC 2kV residual current mode
Radio frequencies in common mode	10 V rms on inputs / level 3 acc. to IEC 1000.4.6 30 V rms on supp. / Level X acc. to IEC 1000.4.6 150 kHz to 80 MHz (ENV 50141) acc. to IEC 1000.4.11

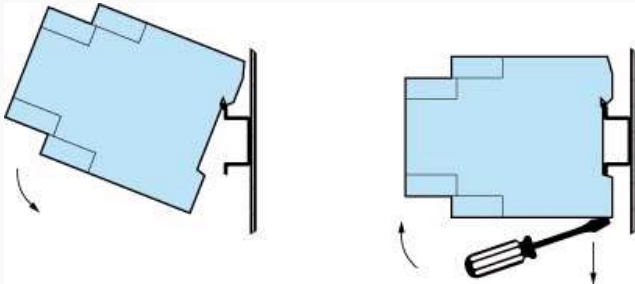
## European "Machinery" Directive 89/392/EEC

French decree 92/765-766-768	•
European "Usage" Directive 89/655/EEC	•
French decree 93-40 /93-41	•
European "EMC" Directive 89 336/EEC	•
IEC 61496-1	•
IEC 664-1	•
En 50081-2	•
EN 50082-2	•
EN 60204-1	•
EN 292-1 and 2	•
Niveau de sécurité selon EN 574 / 97	Type III C
Safety category to EN 954-1	Catégorie 4
EN 418	•
EN 1088	•
UL 508	UL
C22-2N <sup>o</sup> 14 M91	(c) UL
GS-ET-20	BG

## Dimension Diagram : KZH2-XS



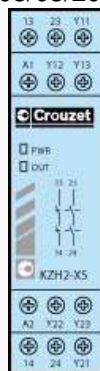
## Dimension Diagram : Mounting - Removing



The KZH2-XS can receive the following components as inputs:

The KZH2-XS has two "N/O" safety contacts (13-14/23-24). One or more control devices may be wired up to the breaking capacity of the safety contacts: 1500 VA. However, to limit internal heating in the KZH2-XS, it is advisable not to exceed 8 A thermal for both contacts.

The number of contacts of the KZH2-XS can be extended and the breaking capacity thus increased. To do this, use the KZE3-XS.

**Lég.**

A1-A2  
 Y11-Y12-Y13 / Y21-Y22-Y23  
 13-14/23-24

**Legend**

Power supply  
 Redundant inputs with differentiated voltage for control devices  
 "N/O" safety contacts