X

Kontaktanordnung
contact arrangement

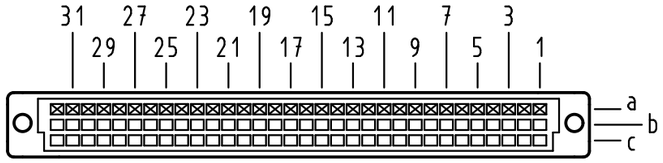

32 Einlöt Kontakte
32 solder contacts

⊠ = Einlöt Kontakt
= *solder contact*

■ = kinked Einlöt Kontakt
= *kinked solder contact*

□ = Kontaktposition nicht belegt
= *position without contact*

X

Lochbild
board drillings

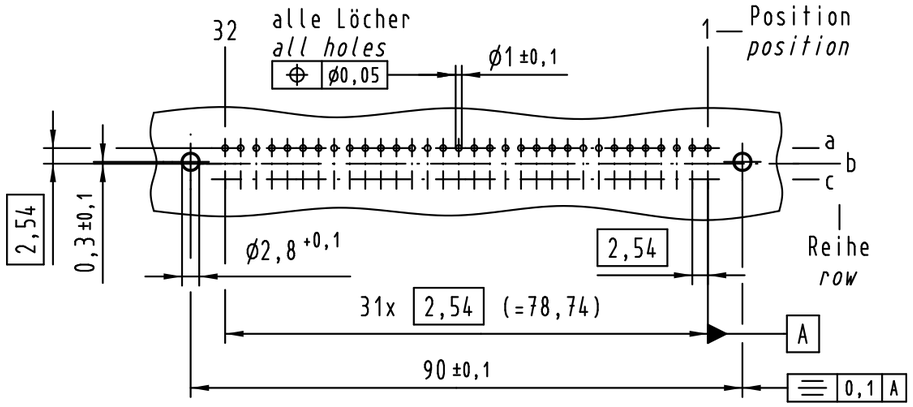

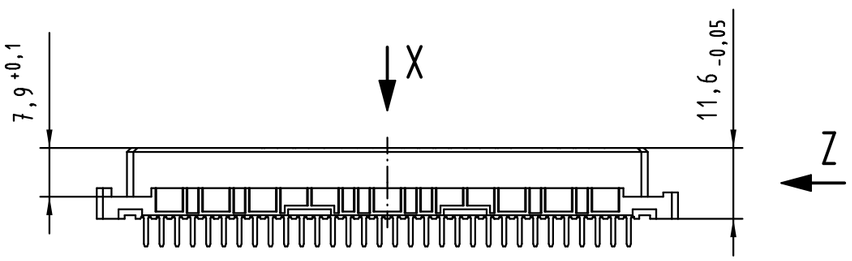

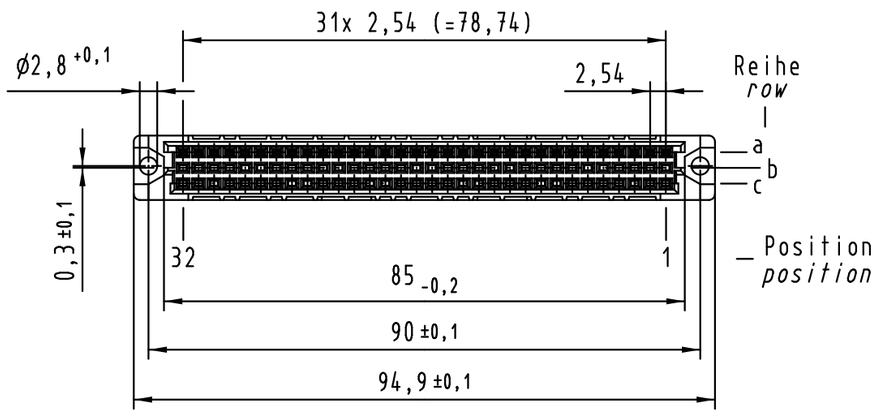

Z (2:1)

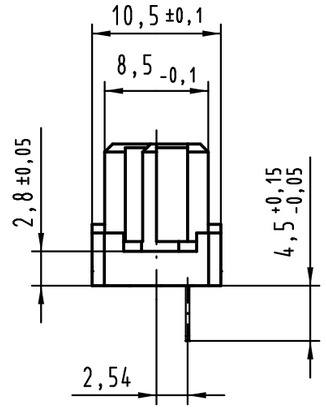

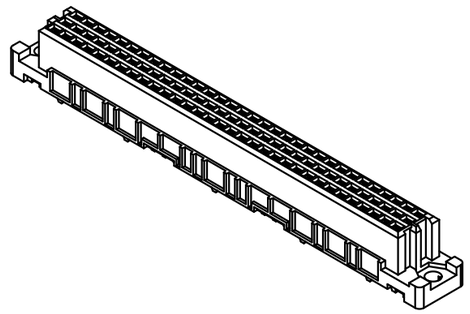

(1) weitere Informationen siehe: DS 09 03 210 00 01
further information see: DS 09 03 210 00 01

09 03 232 6835	2
Bestell-Nr. *part-no.*	Anforderungsstufe *performance level* (1)

All Dimensions in mm
Original Size DIN A 3

Techn. Character.

Mod.	Dat.	Name		Dat.	Name
36400	24.06.11	Hage.	Detail.	10.09.99	Rie.
34650	13.08.07	Cla	Insp.	10.09.99	Pa.
34158	17.01.07	LehT	Stand.		
30814	15.02.02	Rie.			
26083					

Maßstab/*Scale* 1:1

Nicht tolerierte Maße/*Free size tolerances*
IEC 60603-2

har-bus C Federleiste
Einlöt 4,5 , 32 pol.
har-bus C female connector
solder 4,5 , 32 pol.

HARTING Electronics GmbH & Co. KG
D-32339 ESPELKAMP

TB 09 03 232 x835

Blatt/*page* /

Sub.

Alle Rechte vorbehalten/ *All rights reserved*