


Data sheet | Item number: 2250-1207

2-conductor miniature ground terminal block; with push-button; 1 mm²; side and center marking; for DIN-15 rail; Push-in CAGE CLAMP®; 1,00 mm²; green-yellow



www.wago.com/2250-1207




Color:

Subject to changes. Please also observe the further product documentation!

WAGO GmbH & Co. KG
Hansastr. 27
32423 Minden
Phone: +49571 887-0 | Fax: +49571 887-169
Email: info.de@wago.com | Web: www.wago.com

Do you have any questions about our products?
We are always happy to take your call at +49 (571) 887-44222.



Data

Electrical data

Ratings per IEC/EN

Ratings per

IEC/EN 60947-7-2

Ex information

Reference hazardous areas

See "Downloads – Documentation – Additional Information:
Technical Section; Technical Explications"

Subject to changes. Please also observe the further product documentation!

WAGO GmbH & Co. KG

Hansastr. 27

32423 Minden

Phone: +49571 887-0 | Fax: +49571 887-169

Email: info.de@wago.com | Web: www.wago.com

Do you have any questions about our products?

We are always happy to take your call at +49 (571) 887-44222.



Connection data

| | |
|----------------------------|---|
| Connection points | 2 |
| Total number of potentials | 1 |
| Number of levels | 1 |
| Number of jumper slots | 1 |

Connection 1

| | |
|--|---|
| Connection technology | Push-in CAGE CLAMP® |
| Actuation type | Push-button |
| Connectable conductor materials | Copper |
| Nominal cross-section | 1 mm ² |
| Solid conductor | 0.14 ... 1.5 mm ² / 24 ... 16 AWG |
| Solid conductor; push-in termination | 0.5 ... 1.5 mm ² / 20 ... 16 AWG |
| Fine-stranded conductor | 0.14 ... 1.5 mm ² / 24 ... 16 AWG |
| Fine-stranded conductor; with insulated ferrule | 0.14 ... 0.75 mm ² / 24 ... 18 AWG |
| Fine-stranded conductor; with ferrule; push-in termination | 0.5 ... 0.75 mm ² / 20 ... 18 AWG |
| Note (conductor cross-section) | Depending on the conductor characteristic, a conductor with a smaller cross-section can also be inserted via push-in termination. |
| Strip length | 9 ... 11 mm / 0.35 ... 0.43 inches |
| Wiring direction | Front-entry wiring |

Physical data

| | |
|-----------------------------------|------------------------|
| Width | 3.5 mm / 0.138 inches |
| Height | 34.1 mm / 1.343 inches |
| Depth from upper-edge of DIN-rail | 27.9 mm / 1.098 inches |

Mechanical Data

| | |
|---------------|---------------------|
| Mounting type | DIN-15 rail |
| Marking level | Center/side marking |

Material Data

| | |
|----------------------|--|
| Note (material data) | Information on material specifications can be found here |
| Color | green-yellow |

Subject to changes. Please also observe the further product documentation!



| | |
|-----------------------------|------------------|
| Material group | I |
| Insulation material | Polyamide (PA66) |
| Flammability class per UL94 | V0 |
| Fire load | 0.065 MJ |
| Weight | 3.8 g |

Environmental requirements

| | |
|----------------------------------|-----------------|
| Processing temperature | -35 ... +85 °C |
| Continuous operating temperature | -60 ... +105 °C |

Commercial data

| | |
|-----------------------|---------------|
| ETIM 8.0 | EC000901 |
| ETIM 7.0 | EC000901 |
| PU (SPU) | 100 pcs |
| Country of origin | DE |
| GTIN | 4055143981729 |
| Customs tariff number | 85369010000 |

Environmental Product Compliance

| | |
|------------------------|-------------------------|
| RoHS Compliance Status | Compliant, No Exemption |
|------------------------|-------------------------|

Approvals / Certificates

General approvals

| Logo | Approval | Additional Approval Text | Certificate name |
|------|--|--------------------------|------------------|
| | CCA DEKRA Certification B.V. | EN 60947 | NTR NL 7839 |
| | CCA DEKRA Certification B.V. | EN 60998 | NTR NL 7840 |
| | CSA CSA | C22.2 No. 158 | 80034182 |
| | cURus Underwriters Laboratories Inc. | UL 1059 | E45172 |
| | KEMA/KEUR DEKRA Certification B.V. | EN 60998 | 71- 113957 |
| | KEMA/KEUR DEKRA Certification B.V. | EN 60947 | 71- 113930 |

Declarations of conformity and manufacturer's declarations

Subject to changes. Please also observe the further product documentation!

WAGO GmbH & Co. KG
Hansastr. 27
32423 Minden
Phone: +49571 887-0 | Fax: +49571 887-169
Email: info.de@wago.com | Web: www.wago.com

Do you have any questions about our products?
We are always happy to take your call at +49 (571) 887-44222.



| Logo | Approval | Additional Approval Text | Certificate name |
|------|---|--------------------------|------------------|
| | ATEX-Attestation of Conformity WAGO GmbH & Co. KG | - | - |
| | EU-Declaration of Conformity WAGO GmbH & Co. KG | - | - |
| | UK-Declaration of Conformity WAGO GmbH & Co. KG | - | - |

Approvals for hazardous areas

| Logo | Approval | Additional Approval Text | Certificate name |
|------|---|--------------------------|---|
| | AEx Underwriters Laboratories Inc. | UL 60079 | E185892 (AEx eb IIC resp. Ex eb IIC) |
| | ATEX Physikalisch Technische Bundesanstalt | EN IEC 60079-0 | PTB 19 ATEX 1019 U (II 2G Ex eb IIC Gb or I M 2 Ex eb I Mb) |
| | CCC CNEX | GB/T 3836.3 | 2020312313000289 (Ex eb IIC Gb, Ex eb I Mb) |
| | IECEX Physikalisch Technische Bundesanstalt | IEC 60079 | IECEX PTB 19.0050U (Ex eb IIC Gb or EX eb I Mb) |
| | INMETRO TÜV Rheinland do Brasil Ltda. | IEC 60079 | TÜV 22.0014 U |

Required accessories**End plate**

| End plate | |
|--|--|
| Item no.: 2050-1291 End and intermediate plate; 1.1 mm thick; gray | www.wago.com/2050-1291 |

Optional accessories**Carrier rail**

| Mounting accessories | |
|--|--|
| Item no.: 210-295 Steel carrier rail; 15 x 5.5 mm; 1 mm thick; 2 m long; unslotted; according to EN 60715; silver-colored | www.wago.com/210-295 |
| Item no.: 210-296 Aluminum carrier rail; 15 x 5.5 mm; 1 mm thick; 2 m long; unslotted; similar to EN 60715; silver-colored | www.wago.com/210-296 |
| Item no.: 210-111 Steel carrier rail; 15 x 5.5 mm; 1 mm thick; 2 m long; slotted; according to EN 60715; silver-colored | www.wago.com/210-111 |

Subject to changes. Please also observe the further product documentation!



Marking accessories

| | | |
|-----------------------------------|---|--|
| Marking strip | | |
| Item no.: 2009-110 | Marking strips; for Smart Printer; on reel; not stretchable; plain; snap-on type; white | www.wago.com/2009-110 |
| Marker | | |
| Item no.: 2009-113 | WMB-Inline; for Smart Printer; 2300 pieces on roll; plain; snap-on type; white | www.wago.com/2009-113 |
| Item no.: 2009-113/000-002 | WMB-Inline; for Smart Printer; 2300 pieces on roll; plain; snap-on type; yellow | www.wago.com/2009-113/000-002 |
| Item no.: 2009-113/000-012 | WMB-Inline; for Smart Printer; 2300 pieces on roll; plain; snap-on type; orange | www.wago.com/2009-113/000-012 |
| Item no.: 2009-113/000-007 | WMB-Inline; for Smart Printer; 2300 pieces on roll; plain; snap-on type; gray | www.wago.com/2009-113/000-007 |
| Item no.: 2009-113/000-005 | WMB-Inline; for Smart Printer; 2300 pieces on roll; plain; snap-on type; red | www.wago.com/2009-113/000-005 |
| Item no.: 2009-113/000-017 | WMB-Inline; for Smart Printer; 2300 pieces on roll; plain; snap-on type; light green | www.wago.com/2009-113/000-017 |
| Item no.: 2009-113/000-006 | WMB-Inline; for Smart Printer; 2300 pieces on roll; plain; snap-on type; blue | www.wago.com/2009-113/000-006 |
| Item no.: 2009-113/000-024 | WMB-Inline; for Smart Printer; 2300 pieces on roll; plain; snap-on type; violet | www.wago.com/2009-113/000-024 |
| Item no.: 2009-113/000-023 | WMB-Inline; for Smart Printer; 2300 pieces on roll; plain; snap-on type; green | www.wago.com/2009-113/000-023 |
| Item no.: 793-3501 | WMB marking card; as card; plain; snap-on type; white | www.wago.com/793-3501 |
| Group marker carrier | | |
| Item no.: 2009-191 | Group marker carrier; gray | www.wago.com/2009-191 |
| Tool | | |
| Operating tool | | |
| Item no.: 210-648 | Operating tool; Blade: 2.5 x 0.4 mm; with a partially insulated shaft; angled; short | www.wago.com/210-648 |

Subject to changes. Please also observe the further product documentation!



| | |
|--|--|
| Item no.: 210-647 Operating tool; Blade: 2.5 x 0.4 mm; with a partially insulated shaft; multicoloured | www.wago.com/210-647 |
| Item no.: 210-719 Operating tool; Blade: 2.5 x 0.4 mm; with a partially insulated shaft | www.wago.com/210-719 |
| Testing and measuring | |
| Testing accessories | |
| Item no.: 2009-174 Test plug adapter; for 4 mm Ø test plugs; for testing TOPJOB®S rail-mounted terminal blocks; gray | www.wago.com/2009-174 |
| Item no.: 2009-182 Testing tap; for max. 2.5 mm ² ; tool-free connection for individual test wires 0.08 - 2.5 mm; gray | www.wago.com/2009-182 |
| Item no.: 210-136 Test plug; 2 mm Ø; with 500 mm cable; red | www.wago.com/210-136 |
| Push-in type wire jumper | |
| Jumper | |
| Item no.: 2009-404 Push-in type wire jumper; 0.75 mm ² ; insulated; 110 mm long; gray | www.wago.com/2009-404 |
| Item no.: 2009-402 Push-in type wire jumper; 0.75 mm ² ; insulated; 60 mm long; gray | www.wago.com/2009-402 |
| Item no.: 2009-406 Push-in type wire jumper; 0.75 mm ² ; insulated; 250 mm long; gray | www.wago.com/2009-406 |
| Mounting | |
| Cover carrier | |
| Item no.: 709-169 Cover carrier; Type 3; incl. fixing/retaining screws and knurled nut; suitable for 279 to 282 and 880 Series rail-mounted terminal blocks; suitable for 264 Series miniature rail-mounted terminal blocks; suitable for 270 Series sensor and actuator terminal blocks; gray | www.wago.com/709-169 |
| Cover | |
| Item no.: 709-156 Cover; Type 3; suitable for cover carrier, type 3; 1 m long; transparent | www.wago.com/709-156 |
| Mounting accessories | |
| Item no.: 249-101 Screwless end stop; 6 mm wide; for WMB markers; gray | www.wago.com/249-101 |
| Jumpers | |
| Jumper | |
| Item no.: 210-123 Wire commoning chain; insulated; blue | www.wago.com/210-123 |
| Item no.: 2000-408 Jumper; 8-way; insulated; light gray | www.wago.com/2000-408 |
| Item no.: 2000-407 | |

Subject to changes. Please also observe the further product documentation!



Jumper; 7-way; insulated; light gray

www.wago.com/2000-407

Item no.: 2000-409

Jumper; 9-way; insulated; light gray

www.wago.com/2000-409

Item no.: 2000-408/000-006

Jumper; 8-way; insulated; blue

www.wago.com/2000-408/000-006

Item no.: 2000-408/000-005

Jumper; 8-way; insulated; red

www.wago.com/2000-408/000-005

Item no.: 2000-409/000-005

Jumper; 9-way; insulated; red

www.wago.com/2000-409/000-005

Item no.: 2000-407/000-006

Jumper; 7-way; insulated; blue

www.wago.com/2000-407/000-006

Item no.: 2000-410

Jumper; 10-way; insulated; light gray

www.wago.com/2000-410

Item no.: 2000-410/000-006

Jumper; 10-way; insulated; blue

www.wago.com/2000-410/000-006

Item no.: 2000-433/000-005

Jumper; from 1 to 3; insulated; red

www.wago.com/2000-433/000-005

Item no.: 2000-407/000-005

Jumper; 7-way; insulated; red

www.wago.com/2000-407/000-005

Item no.: 2000-433/000-006

Jumper; from 1 to 3; insulated; blue

www.wago.com/2000-433/000-006

Item no.: 2000-410/000-005

Jumper; 10-way; insulated; red

www.wago.com/2000-410/000-005

Item no.: 2000-435

Jumper; from 1 to 5; insulated; light gray

www.wago.com/2000-435

Item no.: 2000-409/000-006

Jumper; 9-way; insulated; blue

www.wago.com/2000-409/000-006

Item no.: 2000-436

Jumper; from 1 to 6; insulated; light gray

www.wago.com/2000-436

Subject to changes. Please also observe the further product documentation!

WAGO GmbH & Co. KG

Hansastr. 27

32423 Minden

Phone: +49571 887-0 | Fax: +49571 887-169

Email: info.de@wago.com | Web: www.wago.com

Do you have any questions about our products?

We are always happy to take your call at +49 (571) 887-44222.



| | |
|--|--|
| Item no.: 2000-433 Jumper; from 1 to 3; insulated; light gray | www.wago.com/2000-433 |
| Item no.: 2000-434 Jumper; from 1 to 4; insulated; light gray | www.wago.com/2000-434 |
| Item no.: 2000-402 Jumper; 2-way; insulated; light gray | www.wago.com/2000-402 |
| Item no.: 2000-402/000-006 Jumper; 2-way; insulated; blue | www.wago.com/2000-402/000-006 |
| Item no.: 2000-403 Jumper; 3-way; insulated; light gray | www.wago.com/2000-403 |
| Item no.: 2000-402/000-005 Jumper; 2-way; insulated; red | www.wago.com/2000-402/000-005 |
| Item no.: 2000-402/000-018 Jumper; 2-way; insulated; yellow-green | www.wago.com/2000-402/000-018 |
| Item no.: 2000-404 Jumper; 4-way; insulated; light gray | www.wago.com/2000-404 |
| Item no.: 2000-403/000-005 Jumper; 3-way; insulated; red | www.wago.com/2000-403/000-005 |
| Item no.: 2000-404/000-006 Jumper; 4-way; insulated; blue | www.wago.com/2000-404/000-006 |
| Item no.: 2000-403/000-006 Jumper; 3-way; insulated; blue | www.wago.com/2000-403/000-006 |
| Item no.: 2000-404/000-005 Jumper; 4-way; insulated; red | www.wago.com/2000-404/000-005 |
| Item no.: 2000-405 Jumper; 5-way; insulated; light gray | www.wago.com/2000-405 |
| Item no.: 2000-405/011-000 Star point jumper; 3-way; insulated; light gray | www.wago.com/2000-405/011-000 |
| Item no.: 2000-405/000-006 Jumper; 5-way; insulated; blue | www.wago.com/2000-405/000-006 |

Subject to changes. Please also observe the further product documentation!



| | |
|--|--|
| Item no.: 2000-406/000-006 Jumper; 6-way; insulated; blue | www.wago.com/2000-406/000-006 |
| Item no.: 2000-405/000-005 Jumper; 5-way; insulated; red | www.wago.com/2000-405/000-005 |
| Item no.: 2000-406 Jumper; 6-way; insulated; light gray | www.wago.com/2000-406 |
| Item no.: 2000-406/000-005 Jumper; 6-way; insulated; red | www.wago.com/2000-406/000-005 |
| Item no.: 2000-406/020-000 Delta jumper; insulated; light gray | www.wago.com/2000-406/020-000 |
| Item no.: 2000-437 Jumper; from 1 to 7; insulated; light gray | www.wago.com/2000-437 |
| Item no.: 2000-438 Jumper; from 1 to 8; insulated; light gray | www.wago.com/2000-438 |
| Item no.: 2000-439 Jumper; from 1 to 9; insulated; light gray | www.wago.com/2000-439 |
| Item no.: 2000-440 Jumper; from 1 to 10; insulated; light gray | www.wago.com/2000-440 |
| Item no.: 210-103 Wire commoning chain; insulated; black | www.wago.com/210-103 |

Ferrule

| | |
|--|--|
| Ferrule | |
| Item no.: 216-241 Ferrule; Sleeve for 0.5 mm ² / 20 AWG; insulated; electro-tin plated; electrolytic copper; gastight crimped; acc. to DIN 46228, Part 4/09.90; white | www.wago.com/216-241 |
| Item no.: 216-242 Ferrule; Sleeve for 0.75 mm ² / 18 AWG; insulated; electro-tin plated; electrolytic copper; gastight crimped; acc. to DIN 46228, Part 4/09.90; gray | www.wago.com/216-242 |
| Item no.: 216-243 Ferrule; Sleeve for 1 mm ² / AWG 18; insulated; electro-tin plated; electrolytic copper; gastight crimped; acc. to DIN 46228, Part 4/09.90; red | www.wago.com/216-243 |

Downloads

Documentation

Additional Information

[pdf](#) [Download](#)

Subject to changes. Please also observe the further product documentation!

CAD/CAE-Data

CAD data

| | | |
|------------------------|---------------------|--------------------------|
| 2D/3D Models 2250-1207 | URL | Download |
|------------------------|---------------------|--------------------------|

CAE data

| | | |
|------------------------|---------------------|--------------------------|
| ZUKEN Portal 2250-1207 | URL | Download |
|------------------------|---------------------|--------------------------|

| | | |
|-----------------------------|---------------------|--------------------------|
| EPLAN Data Portal 2250-1207 | URL | Download |
|-----------------------------|---------------------|--------------------------|

| | | |
|--|---------------------|--------------------------|
| | URL | Download |
|--|---------------------|--------------------------|

Environmental Product Compliance

Compliance Search

| | | |
|--|---------------------|--------------------------|
| Environmental Product Compliance 2250-1207 | URL | Download |
|--|---------------------|--------------------------|

2-conductor miniature ground terminal block; with push-button; 1 mm²; side and center marking; for DIN-15 rail; Push-in CAGE CLAMP®; 1,00 mm²; green-yellow

Installation Notes

Installation



Conductor termination


Subject to changes. Please also observe the further product documentation!



Insert solid conductors via push-in termination.



Insert ferruled conductors via push-in termination.



Insert fine-stranded conductors via operating tool.



Remove all conductors via operating tool.

Commoning



Insert a delta jumper and push down until it hits the backstop (example shows terminal blocks with push-buttons).



Marking strip (2009-110) inserted in the marking slot with jumper symbols of the inserted jumper (delta jumper) (example shows terminal blocks with push-buttons)

Subject to changes. Please also observe the further product documentation!




Insert a star point jumper and push down until it hits the backstop (example shows terminal blocks with push-buttons).




Marking strip (2009-110) inserted in the marking slot with jumper symbols of the inserted jumper (2000-405/011-000 Delta Jumper) (example shows terminal blocks with push-buttons)

Testing



Testing with a 2 mm Ø 210-136 Test Plug (max. 42 V).

Marking



Snapping a marking strip into the marker slot.



Snapping a marking strip (2009-110) into a marker slot.

Product family

Subject to changes. Please also observe the further product documentation!



TOPJOB® S

TOPJOB® S: In various industrial applications and modern building installations, WAGO's wide and versatile range of rail-mount terminal blocks provides more than just reliable electrical connections.

[Show all products from the family](#)

Subject to changes. Please also observe the further product documentation!

WAGO GmbH & Co. KG
Hansastr. 27
32423 Minden
Phone: +49571 887-0 | Fax: +49571 887-169
Email: info.de@wago.com | Web: www.wago.com

Do you have any questions about our products?
We are always happy to take your call at +49 (571) 887-44222.