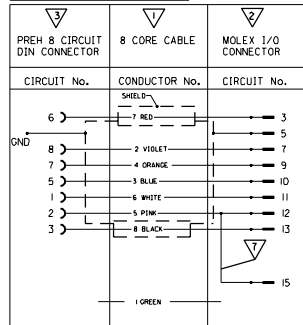
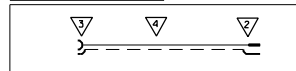


**WIRING DIAGRAM : 8 CORE CABLE**



**WIRING DIAGRAM : RF CABLE**



**CABLE SPECIFICATION : 8 CORE CABLE**

LOCAL TYPE:	FLAT <input type="checkbox"/>	REBON <input type="checkbox"/>	ROUND <input type="checkbox"/>	OTHER <input type="checkbox"/>
	SPIRAL CABLE <input type="checkbox"/>	YES <input type="checkbox"/>	NO <input type="checkbox"/>	
	NO. OF CONDUCTORS	8		
<b>2. CABLE REQUIREMENTS :</b> N/A				
<b>3. CONDUCTOR SPECIFICATIONS :</b>				
	CONDUCTOR NO.			
	1 - 4	5, 6	7, 8	
CONDUCTOR :				
- MATERIAL	TINNED CU	TINNED CU	TINNED CU	
- A.W.G.	28	28	28	
- STRANDING QTY/GAUGE	7/36	7/36	7/36	
- TENSILE STRENGTH	N/A	N/A	N/A	
INSULATION :				
- MATERIAL	PVC	PVC	PVC	
- MIN. WALL THICKNESS	0.227/.009 REF	0.227/.009 REF	0.227/.009 REF	
- COLOUR				
- OUTSIDE DIAMETER	0.889/.035 REF	1.138/.051 REF	0.889/.035 REF	
DIRECTION OF LAY	CAN BE EITHER S OR Z.			
LENGTH OF LAY	85. REF.			
UL-RATING				
SHIELDING	ENOUGH TO MAKE THE ASSEMBLY ROUND			YES
4. FILLER :	N/A			
5. SEPARATOR :	N/A			
6. SHIELD :	GAUGE	TINNED COPPER		
		16.9 X 3 X 0.1		
		COVERAGE		95.2 MIN
7. DRAIN WIRE :	GAUGE	N/A		
		STRANDING REQUIREMENT		N/A
8. SPIRAL/BRAID :	GAUGE	N/A		
		COPPER TYPE		N/A
		COVERAGE		N/A
9. CABLE JACKET :	TYPE	PVC		
	FINAL DIAMETER	0.2527/.01 REF		
	MIN. THICKNESS	0.332/.014		
	COLOR	BLACK		
	FINISH	BLACK		
	UL-RATING	UL-2835		
	HARDNESS	FITZ SHORE D		
	STRIPABILITY:	6-25 NEWTONS		
	MARKING	NONE		
10. PACKAGING :	PACKAGING	SEE PACKAGING SPECIFICATION ESTABLISHED BY LOCAL PURCHASING AND MANUFACTURING DEPARTMENTS.		

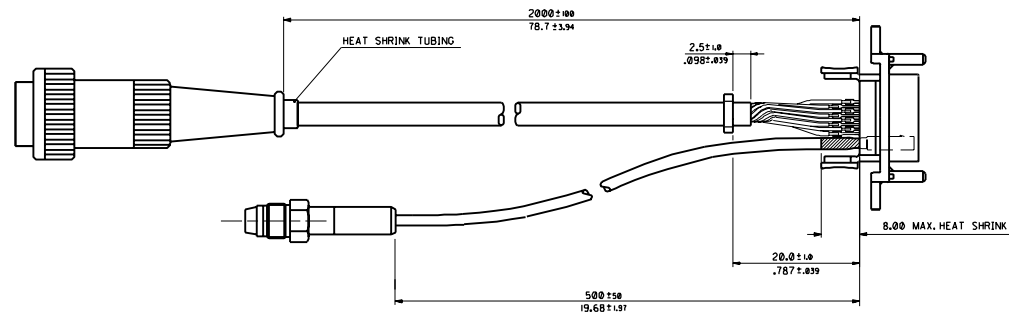


**BILL OF MATERIALS**

NO.	QUANTITY	SUPPLIER	DESCRIPTION	PART No.	SEE NOTE
1	1	MOLEX	16 CIRCUIT I/O MOBILE PHONE CRADLE CONNECTOR	90812-0001	1, 2, 3
2	1	BERG	COAXIAL RF CONNECTOR	90853-0001	3, 4
3	1	ROSENBERGER	COAXIAL RF CONNECTOR	26K101-102	4, 7
4	1	NO PREFERRED SUPPLIERS	COAXIAL CABLE 50 OHM BLACK	RG 316 U	4
5	1	PREH	8 CIRCUIT CONNECTOR	71430-080	4
6	1	MOLEX	8 CORE CABLE SEE CABLE SPECIFICATION	99036-0014	3, 4, 8
7	1	NO PREFERRED SUPPLIERS	26 AWG JUMPER WIRE	99036-0015	3, 4

- NOTES:-**
- MATES WITH 90811 SERIES HANDSET CONNECTOR
  - SEE PRODUCT SPECIFICATION NO. PS-99020-0033
  - CABLE CONDUCTORS & RF TO BE COVERED WITH HEAT SHRINK TUBING.
  - ONLY AVAILABLE FROM MOLEX AS PART OF A CABLE ASSEMBLY.
  - PACKAGING : SEE PACKING SPECIFICATION CS-99035-0002 (OPTION L3)
  - ASSEMBLIES TESTED FOR SHORTS AND CONTINUITY BETWEEN ALL CIRCUITS.
  - ROSENBERGER OR CUSTOMER APPROVED EQUIVALENT
  - REMOVE GREEN WIRE(BOTH ENDS), FLUSH WITH MANTLE

XX MXI  
MOLEX 90812-1003



**FOR PREVIOUS DRAWING ISSUES SEE MRL.**

DESIGNED BY: DAB  
CHECKED BY: DAB  
DATE: 94/12/21

REVISIONS:

NO.	DESCRIPTION	DATE
1	ISSUED FOR PRODUCTION	94/12/21

SCALE: NTS

REVISE ONLY ON CAD SYSTEM

SYSTEM CONNECTOR CRADLE ASSEMBLY

MOLEX EUROPE

90812-1003

94/12/21