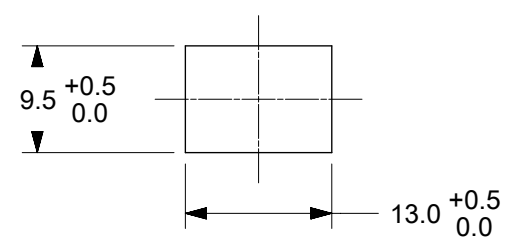
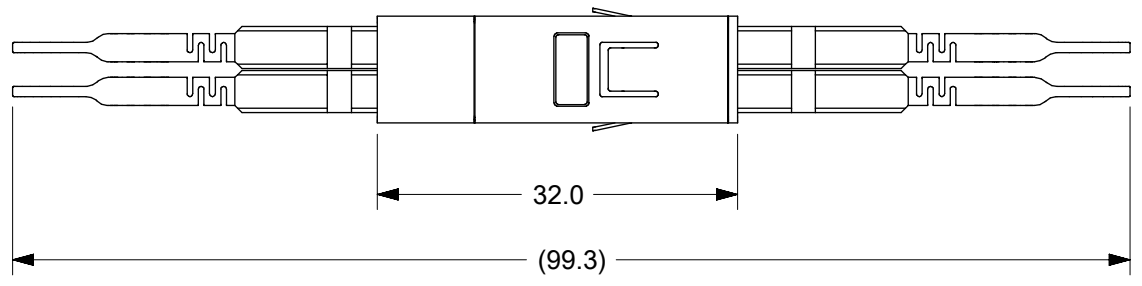
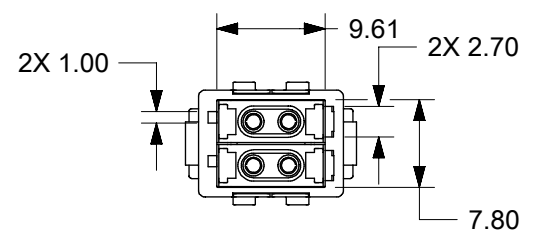
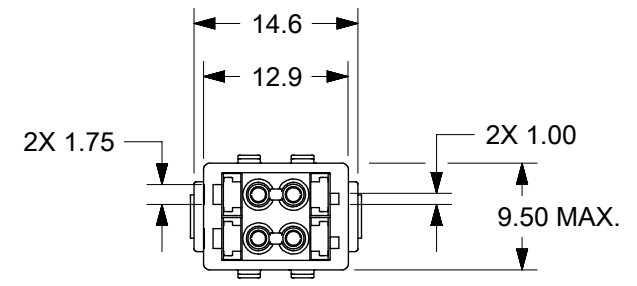
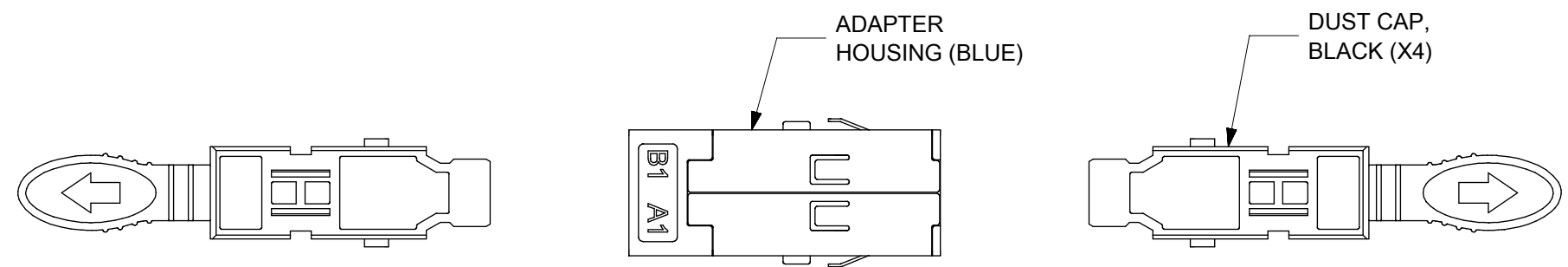
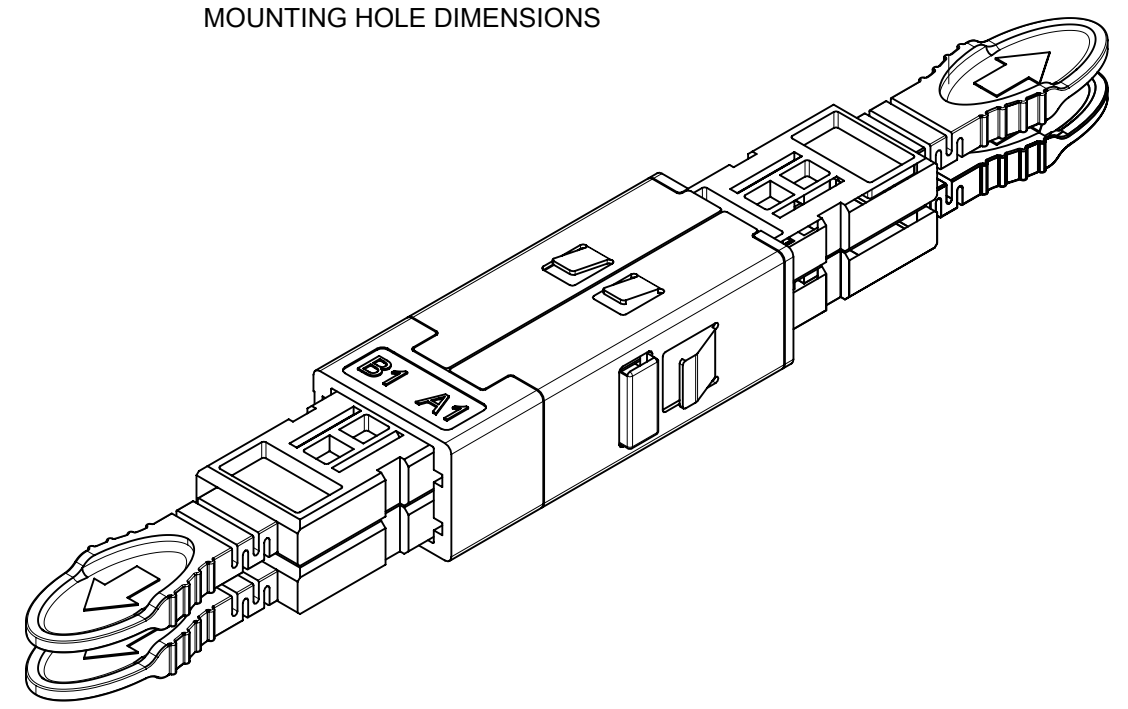
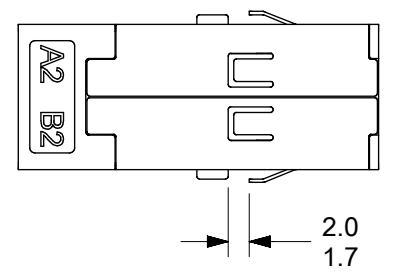


F

F



RECOMMENDED MOUNTING HOLE DIMENSIONS



C

C

B

B

A

A

FUNCTIONAL SYMBOLS	THIS DRAWING CONTAINS INFORMATION THAT IS PROPRIETARY TO MOLEX ELECTRONIC TECHNOLOGIES, LLC AND SHOULD NOT BE USED WITHOUT WRITTEN PERMISSION		CURRENT REV DESC:						
	$\nabla_A = 0$ $\nabla_B = 0$ $\nabla_C = 0$	mm	NTS	EC NO: 644496		SN 2CH (4F) ADAPTER, SC FOOTPRINT, NO FLANGE, WITH RATTLE-FREE WINGS			
	GENERAL TOLERANCES (UNLESS SPECIFIED)		DRWN: IGUMIN 2020/06/24						
	ANGULAR TOL ± °		CHK'D: GGENCHANOK 2020/09/03						
4 PLACES ±		APPR: GGENCHANOK 2020/09/03							
DIVISIONAL SYMBOLS	3 PLACES ±		INITIAL REVISION:		DOCUMENT NUMBER	DOC TYPE	DOC PART	REVISION	
	2 PLACES ± 0.1		DRWN: IGUMIN 2020/06/24		1062000200	PSD	000	A	
	1 PLACE ± 0.2		APPR: GGENCHANOK 2020/09/03						
	0 PLACES ±		DRAFT WHERE APPLICABLE MUST REMAIN WITHIN DIMENSIONS		THIRD ANGLE PROJECTION	DRAWING	SERIES	MATERIAL NUMBER	CUSTOMER
					B-SIZE	106200			1 OF 1