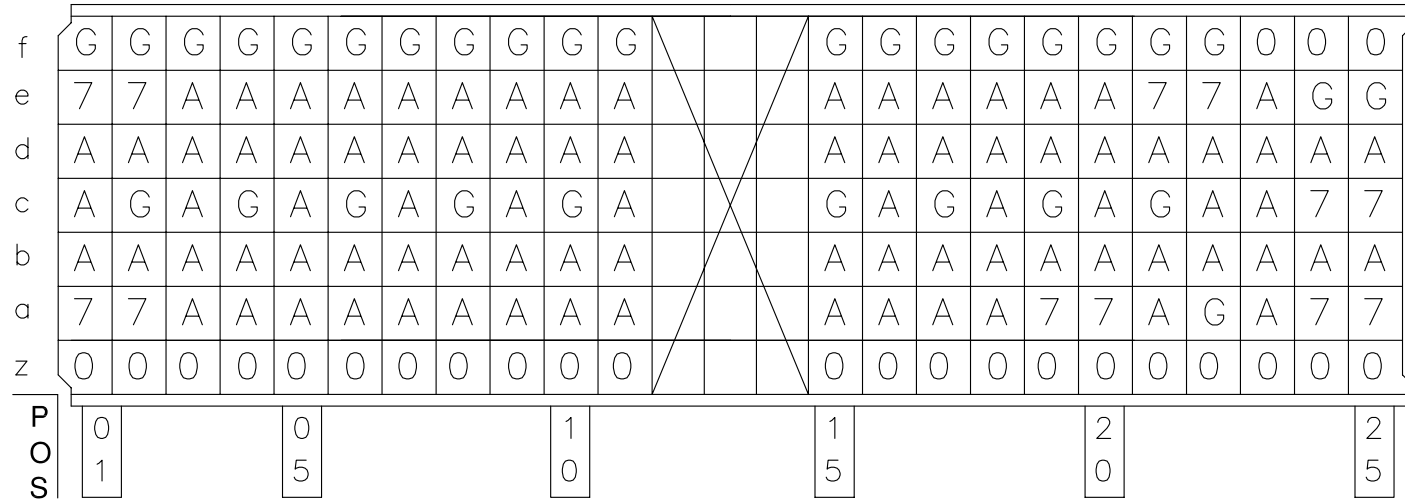
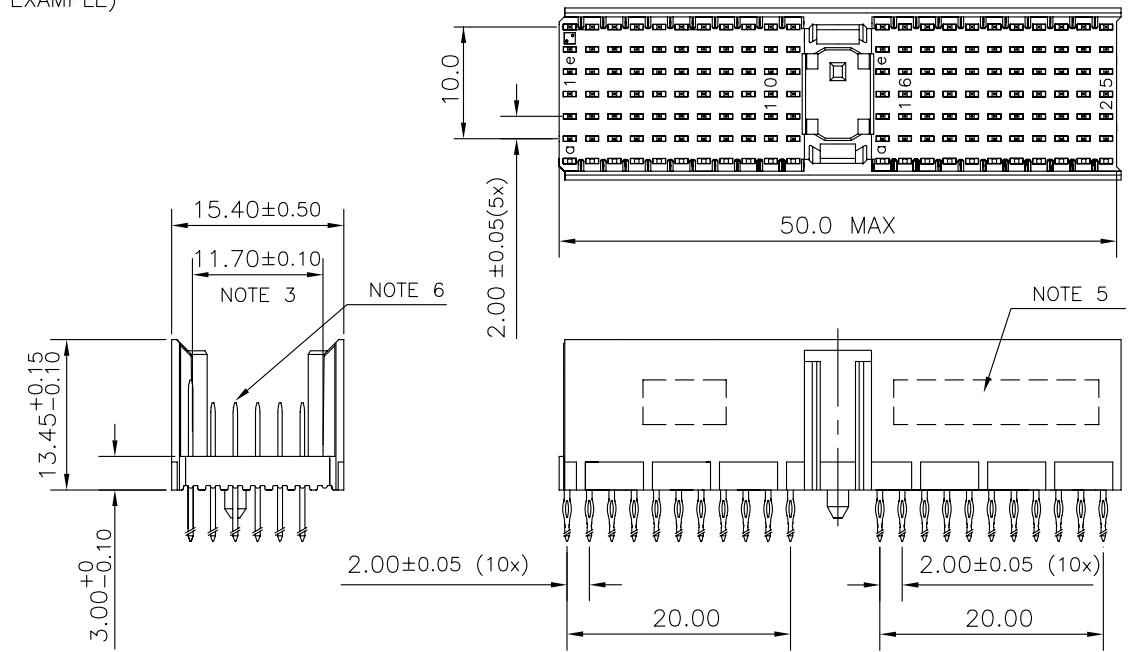


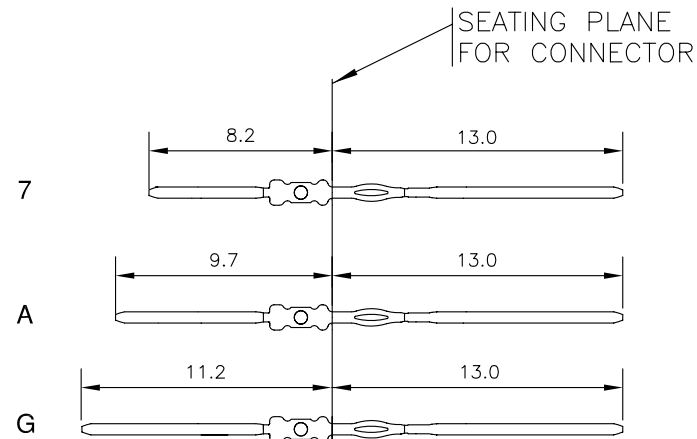
LOADING PATTERN MATING SIDE



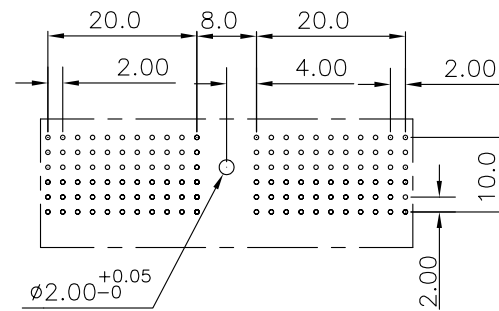
LOADED CONNECTOR ASSEMBLY (FOR EXAMPLE)



CONTACT OVERVIEW



LAY-OUT P.C.B.-HOLE



HM2P07PKP355 **LEAD FREE INDICATOR : LF = LEAD FREE (DIGIT 15 & 16)**

**PLATING CODE (DIGIT 13 AND 14)**  
(REF DRW NO. BS,C , 201844 , 003)

NOTES

- THIS PRODUCT IS CSA APPROVED.
  - THIS PRODUCT IS UL RECOGNIZED.
  - MEASURED AT THE BOTTOM.
  - MATERIAL CONTACT: PHOSPHORBRONZE  
HOUSING: CREAM WHITE GLASS FILLED POLYESTER UL-94V0
  - CONNECTOR PRINTED WITH P/N AND DATE CODE.
  - FOR ACTUAL CONTACT LOADINGS, SEE LOADING PATTERN MATING SIDE.
  - SHAPE OF CONNECTOR HOUSING CAN ALTER DEPENDING ON PRODUCTION LOCATION
  - THE PRODUCT (LF) MEETS EUROPEAN UNION DIRECTIVES AND OTHER COUNTRY REGULATIONS AS DESCRIBED IN GS-22-008
  - FOR RECOMMENDED PTH DIMENSIONS REFER DRAWING : BS, A , 201572 , 001
- CATALOG NO: HM2P07PKP355----

mat'l. code SEE NOTE 4		surface ISO 1302 ✓	tolerance ISO 406 ISO 1101	projection 	product family MILLIPACS
ltr	ecn no	dr	date	tolerances unless otherwise specified	
A	111-0158	MINI	2011-09-05	angles	linear
				0°±1°	0.0±0.2 0.00±0.1
				dr	MINI K VANDANATH 2011-09-05
				enr	ALEX BABU 2011-09-05
				chr	ALEX BABU 2011-09-05
				appd	ALEX BABU 2011-09-05
sheet index		revision sheet	A 1	title MPACS 5+2R STR HDR PF CONN TYPE A	
				scale —	
				dwg no sheet 1 of 1 size 5	
				BS, C , 203028,969 A3	
				type Product Customer Drawing	