

2-284931-3 ✓ ACTIVE



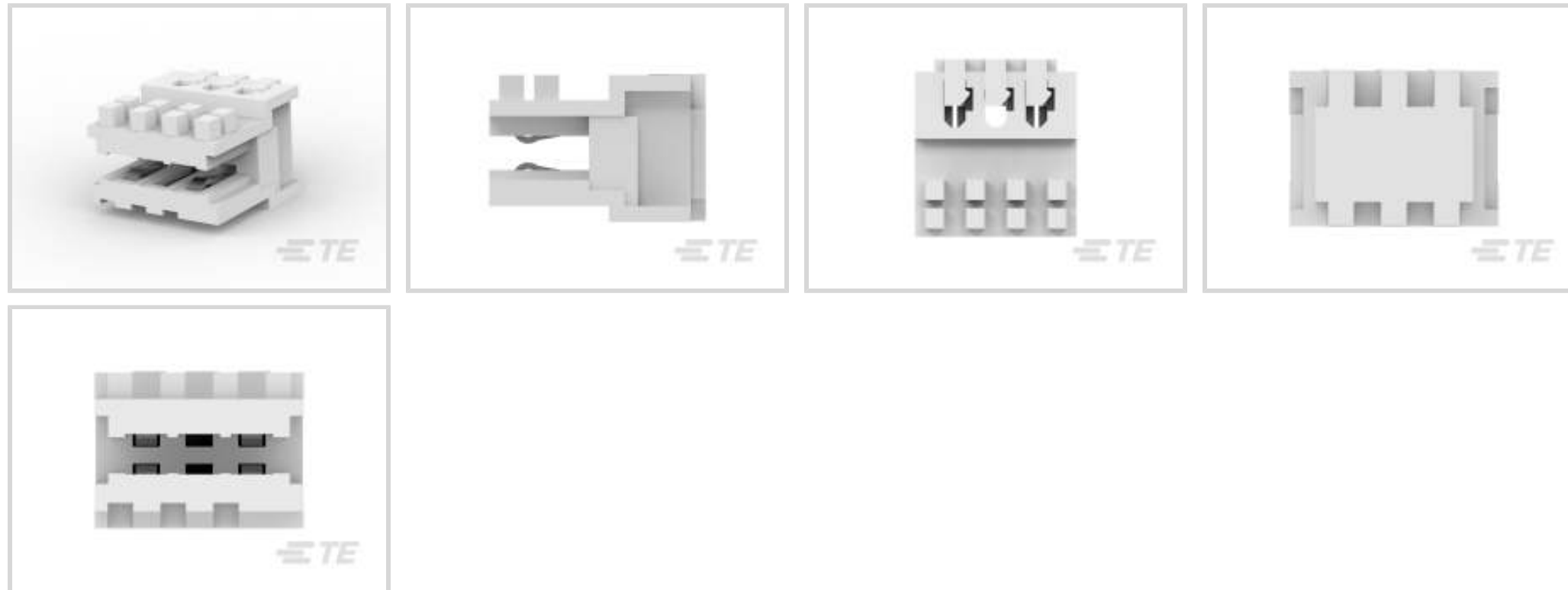
RAST

TE Internal #: 2-284931-3

Standard Edge Connectors, Wire-to-Board, 3 Position, .098 in [2.5 mm] Centerline, Insulation Displacement (IDC), 1 Row, PBT GF, Selectively Loaded

[View on TE.com >](#)

Connectors > PCB Connectors > Card Edge Connectors > Standard Edge Connectors



Connector System: **Wire-to-Board**

Number of Positions: **3**

Centerline (Pitch): **2.5 mm [.098 in]**

Termination Method to Wire & Cable: **Insulation Displacement (IDC)**

Number of Rows: **1**

Features

Product Type Features

Connector System	Wire-to-Board
Connector & Housing Type	Receptacle
Connector & Contact Terminates To	Printed Circuit Board

Configuration Features

Card Entry Style	Side
Number of Insulation Displacement Slots	3
Compatible With Wire & Cable Type	Discrete Wire
Number of Positions	3
Number of Rows	1
Connector Contact Load Condition	Selectively Loaded
PCB Mount Orientation	Right Angle

Electrical Characteristics

Operating Voltage	63 VAC
-------------------	--------

Contact Features



Contact Retention Within Housing	Without
Contact Type	Socket
Contact Mating Area Plating Material	Tin
PCB Contact Termination Area Plating Material	Tin
Contact Base Material	Phosphor Bronze
Contact Current Rating (Max)	2 A

Termination Features

Termination Method to Wire & Cable	Insulation Displacement (IDC)
------------------------------------	-------------------------------

Mechanical Attachment

Mating Alignment Type	Keyed
Mating Retention	Without
Mating Alignment	With
PCB Mount Alignment	Without
PCB Mount Retention	Without
Connector Mounting Type	Cable Mount (Free-Hanging)

Housing Features

Housing Entry Configuration	Both Ends Open
Centerline (Pitch)	2.5 mm [.098 in]
Housing Material	PBT GF

Dimensions

Card Slot Depth	5 mm
Connector Height	7.35 mm
PCB Thickness (Recommended)	1.5 mm [.059 in]
Compatible Insulation Diameter Range	1.3 mm [.051 in]
Wire Size	.22 – .35 mm ²

Usage Conditions

Operating Temperature Range	-40 – 110 °C [-40 – 230 °F]
-----------------------------	-----------------------------

Operation/Application

Circuit Application	Signal
---------------------	--------

Packaging Features

Packaging Quantity	448
Packaging Method	Tray

Product Compliance





[For compliance documentation, visit the product page on TE.com>](#)

EU RoHS Directive 2011/65/EU	Compliant
EU ELV Directive 2000/53/EC	Compliant
China RoHS 2 Directive MIIT Order No 32, 2016	No Restricted Materials Above Threshold
EU REACH Regulation (EC) No. 1907/2006	Current ECHA Candidate List: JUNE 2023 (235) Candidate List Declared Against: JAN 2023 (233) Does not contain REACH SVHC
Halogen Content	Not Low Halogen - contains Br or Cl > 900 ppm.
Solder Process Capability	Not applicable for solder process capability

Product Compliance Disclaimer

This information is provided based on reasonable inquiry of our suppliers and represents our current actual knowledge based on the information they provided. This information is subject to change. The part numbers that TE has identified as EU RoHS compliant have a maximum concentration of 0.1% by weight in homogenous materials for lead, hexavalent chromium, mercury, PBB, PBDE, DBP, BBP, DEHP, DIBP, and 0.01% for cadmium, or qualify for an exemption to these limits as defined in the Annexes of Directive 2011/65/EU (RoHS2). Finished electrical and electronic equipment products will be CE marked as required by Directive 2011/65/EU. Components may not be CE marked. Additionally, the part numbers that TE has identified as EU ELV compliant have a maximum concentration of 0.1% by weight in homogenous materials for lead, hexavalent chromium, and mercury, and 0.01% for cadmium, or qualify for an exemption to these limits as defined in the Annexes of Directive 2000/53/EC (ELV). Regarding the REACH Regulation, the information TE provides on SVHC in articles for this part number is based on the latest European Chemicals Agency (ECHA) 'Guidance on requirements for substances in articles' posted at this URL: <https://echa.europa.eu/guidance-documents/guidance-on-reach>

Compatible Parts

 <p>TE Part # 4-2304527-3 AMP DUOPLUG MK2 CONNECTOR 3P SELECTIVE</p>	 <p>TE Part # 284932-5 DUOPLUG STD FEMALE CONN. KEYED 2/3 5 POS</p>	 <p>TE Part # 284932-9 DUOPLUG MKI STD,KEYED 2/3,9 POS, BLACK</p>	 <p>TE Part # 284932-3 DUOPLUG Standard, female conn.</p>
---	---	--	--




TE Part # 3-284932-3
DUOPLUG MKI STD, KEYED 2/3, 3 POS., RED



TE Part # 284970-3
Duoplug Std 3 pos. reinf. cover



TE Part # 284932-4
DUOPLUG MKI STD,KEYED 1/2,4 POS, ORANGE



TE Part # 284932-6
DUOPLUG MKI, KEYED 2/3, 6 POS, RED

TE Part # 2-2402729-3
Same as 2-284931-3 w/ alternative resin

Customers Also Bought



TE Part #5-1579007-0
TUBE




TE Part #350779-4
04P UMNL PLUG HSG UL94VO



TE Part #927995-1
TELFIX KONT F828172



TE Part #280591
AMPMODU MODU I REC HOUSING



TE Part #828548-3
3P AMP QUICK STLEI



TE Part #927231-5
UNML CAP HSG 9WAY



TE Part #2178473-2
3POS UMNL PLUG HSG V0 GW



TE Part #62131-3
CLSTR PIN RCPT



TE Part #2027234-2
T9ES1D14-12

TE Part #928205-4
4P TELFIX BU-GEH

Documents



Product Drawings

[DUOPLUG Standard, female conn.](#)

English

CAD Files

[3D PDF](#)

3D

Customer View Model

[ENG_CVM_CVM_2-284931-3_B.2d_dxf.zip](#)

English

Customer View Model

[ENG_CVM_CVM_2-284931-3_B.3d_igs.zip](#)

English

Customer View Model

[ENG_CVM_CVM_2-284931-3_B.3d_stp.zip](#)

English

By downloading the CAD file I accept and agree to the [Terms and Conditions](#) of use.

Product Specifications

[Application Specification](#)

English

Product Environmental Compliance

[Product Compliance](#)

English

[Product Compliance](#)

English

Agency Approvals

[Agency Approval Document](#)

English