

## Feed-through terminal block - MBK-LOE - 1405015

Please be informed that the data shown in this PDF Document is generated from our Online Catalog. Please find the complete data in the user's documentation. Our General Terms of Use for Downloads are valid (<http://download.phoenixcontact.com>)




Feed-through terminal block, Connection type: Special and hybrid connection, Solder/Slip-on connection, Cross section: 0.2 mm<sup>2</sup> - 2.5 mm<sup>2</sup>, AWG :24- 16, Width: 5 mm, Color: gray, Mounting: NS 15

### Product Features

- ✓ Space saving thanks to compact design and mounting option on a 15 mm DIN rail
- ✓ Clear arrangement thanks to marking of all terminal points
- ✓ Easy potential distribution thanks to standardized plug-in bridges



### Key commercial data

Packing unit	1 1
GTIN	 4 017918 021009
Weight per Piece (excluding packing)	3.67 GRM
Custom tariff number	85369010
Country of origin	Germany

### Technical data

#### General

Number of levels	1
Number of connections	2
Color	gray
Insulating material	PA
Inflammability class according to UL 94	V2
Maximum load current	15 A (with 2.5 mm <sup>2</sup> conductor cross section)
Rated surge voltage	6 kV
Pollution degree	3
Surge voltage category	III

## Feed-through terminal block - MBK-LOE - 1405015

### Technical data

#### General

Insulating material group	I
Connection in acc. with standard	IEC 60947-7-1
Nominal current $I_N$	15 A
Nominal voltage $U_N$	400 V
Open side panel	nein

#### Dimensions

Width	5 mm
Length	32 mm

#### Connection data

Connection method	Special and hybrid connection
Stripping length	8 mm
Internal cylindrical gage	A 1
Tightening torque, min	0.5 Nm
Tightening torque max	0.6 Nm
Conductor cross section solid min.	0.2 mm <sup>2</sup>
Conductor cross section solid max.	2.5 mm <sup>2</sup>
Conductor cross section stranded min.	0.2 mm <sup>2</sup>
Conductor cross section stranded max.	1.5 mm <sup>2</sup>
Conductor cross section AWG/kcmil min.	24
Conductor cross section AWG/kcmil max	14
Conductor cross section stranded, with ferrule without plastic sleeve min.	0.25 mm <sup>2</sup>
Value	0.25 mm <sup>2</sup>
Conductor cross section stranded, with ferrule without plastic sleeve max.	1.5 mm <sup>2</sup>
Value	1.5 mm <sup>2</sup>
Conductor cross section stranded, with ferrule with plastic sleeve min.	0.25 mm <sup>2</sup>
Value	0.25 mm <sup>2</sup>
Conductor cross section stranded, with ferrule with plastic sleeve max.	1 mm <sup>2</sup>
Value	1 mm <sup>2</sup>
2 conductors with same cross section, solid min.	0.2 mm <sup>2</sup>
2 conductors with same cross section, solid max.	0.75 mm <sup>2</sup>
2 conductors with same cross section, stranded min.	0.2 mm <sup>2</sup>
2 conductors with same cross section, stranded max.	1 mm <sup>2</sup>
2 conductors with same cross section, stranded, ferrules without plastic sleeve, min.	0.25 mm <sup>2</sup>
Value	0.25 mm <sup>2</sup>
2 conductors with same cross section, stranded, ferrules without plastic sleeve, max.	0.5 mm <sup>2</sup>

## Feed-through terminal block - MBK-LOE - 1405015

### Technical data

#### Connection data

Value	0.5 mm <sup>2</sup>
2 conductors with same cross section, stranded, TWIN ferrules with plastic sleeve, min.	0.5 mm <sup>2</sup>
Value	0.5 mm <sup>2</sup>
2 conductors with same cross section, stranded, TWIN ferrules with plastic sleeve, max.	0.75 mm <sup>2</sup>
Value	0.75 mm <sup>2</sup>
Cross section with insertion bridge, solid max.	1.5 mm <sup>2</sup>
Cross section with insertion bridge, stranded max.	1.5 mm <sup>2</sup>

### Classifications

#### eCl@ss

eCl@ss 4.0	27141123
eCl@ss 4.1	27141123
eCl@ss 5.0	27141120
eCl@ss 5.1	27141120
eCl@ss 6.0	27141120
eCl@ss 7.0	27141120
eCl@ss 8.0	27141120

#### ETIM

ETIM 2.0	EC000897
ETIM 3.0	EC000897
ETIM 4.0	EC000897
ETIM 5.0	EC000897

#### UNSPSC

UNSPSC 6.01	30211811
UNSPSC 7.0901	39121410
UNSPSC 11	39121410
UNSPSC 12.01	39121410
UNSPSC 13.2	39121410

### Approvals

#### Approvals

---

# Feed-through terminal block - MBK-LOE - 1405015

## Approvals

Approvals

CSA

---


Ex Approvals

---

Approvals submitted

---

## Approval details

CSA 	
mm <sup>2</sup> /AWG/kcmil	28-18
Nominal current I <sub>N</sub>	10 A
Nominal voltage U <sub>N</sub>	150 V

## Accessories

Accessories

Bridge

Insertion bridge - EB 2- 5 - 1401158



Insertion bridge, Number of positions: 2, Color: gray

---

Insertion bridge - EB 3- 5 - 1401145



Insertion bridge, Number of positions: 3, Color: gray

## Feed-through terminal block - MBK-LOE - 1405015

### Accessories

Insertion bridge - EB 10- 5 - 1401132



Insertion bridge, Number of positions: 10, Color: gray

---

### End block

End clamp - E/MBK - 1401637



End clamp, width: 6.2 mm, color: gray

---

End clamp - E/MK - 1421633



End clamp, width: 6.2 mm, color: gray

---

End clamp - E/MK 1 - 1421659



End clamp width: 6 mm, color: gray

---

### Labeled terminal marker

Marker pin Zack strip - BN-ZB 5,2/WH CUS - 0824271



Marker pin Zack strip, Can be ordered: Strip, white, Labeled according to customer specifications, Mounting type: Plug in, For terminal block width: 5.2 mm, Lettering field: 4 x 4 mm

## Feed-through terminal block - MBK-LOE - 1405015

### Accessories

---

#### Mounting rail

DIN rail - NS 15 UNPERF 2000MM - 1401695



DIN rail, material: Steel, unperforated, height 5.5 mm, width 15 mm, length: 2 m

---

DIN rail perforated - NS 15 PERF 2000MM - 1401682



DIN rail, material: steel galvanized and passivated with a thick layer, perforated, height 5.5 mm, width 15 mm, length: 2000 mm

---

DIN rail - NS 15 AL PERF 2000MM - 1401763



DIN rail, material: Aluminum, perforated, height 5.5 mm, width 15 mm, length: 2 m

---

DIN rail - NS 15 WH PERF 2000MM - 1204096



DIN rail, material: steel, perforated, height 5.5 mm, width 15 mm, length: 2 m

---

#### Partition plate

## Feed-through terminal block - MBK-LOE - 1405015

### Accessories

Separating plate - TP-BK/MBK - 0801791



Separating plate, Length: 80 mm, Width: 2 mm, Height: 42 mm, Color: gray

---

Partition plate - ATP-MBK - 1413227



Partition plate, Length: 42.5 mm, Width: 2.5 mm, Height: 41 mm, Color: gray

---

### Screwdriver tools

Screwdriver - SZS 0,6X3,5 - 1205053



Actuation tool, for ST terminal blocks, insulated, also suitable for use as a bladed screwdriver, size: 0.6 x 3.5 x 100 mm, 2-component grip, with non-slip grip

---

### Terminal marking

Marker for terminal blocks - BN WH - 1401404



Marker for terminal blocks, Stud, white, Unlabeled, Can be labeled with: Marker pen, Mounting type: Plug in, For terminal block width: 4.2 mm, Lettering field: 4 x 4 mm

---

### Test plug terminal block

## Feed-through terminal block - MBK-LOE - 1405015

### Accessories

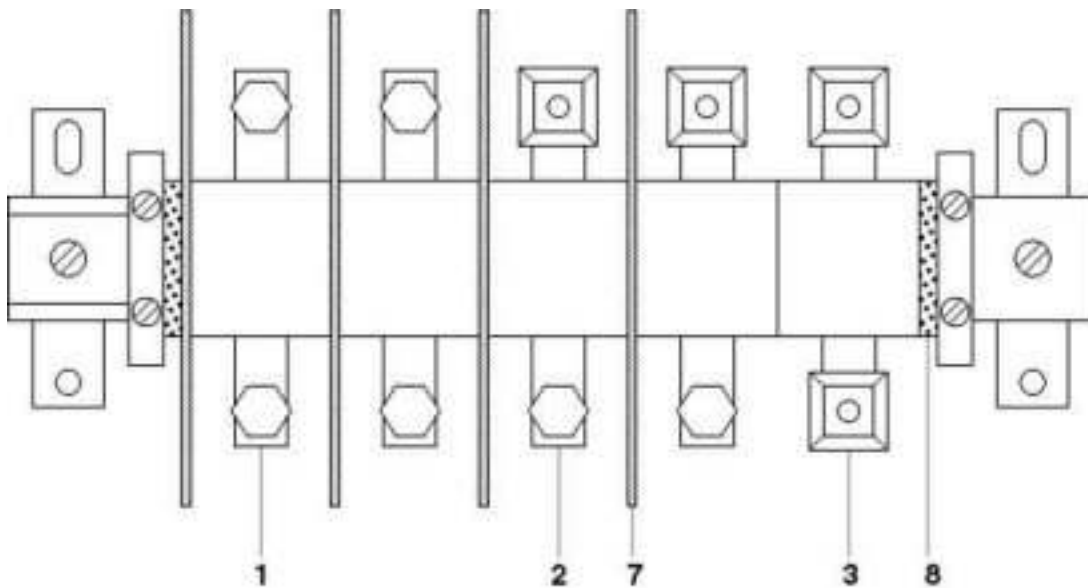
Reducing plug - RPS - 0201647



Reducing plug, Color: gray

### Drawings

Circuit diagram



- 1 = high current connector, AS screw set on both sides
- 2 = high current connector, terminal sleeve KH on one side, screw set AS on the other side
- 3 = high current connector
- 7 = separating plate
- 8 = end piece