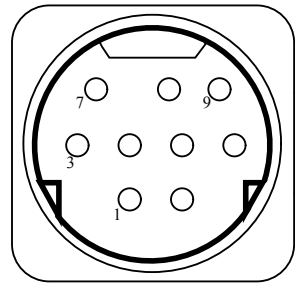


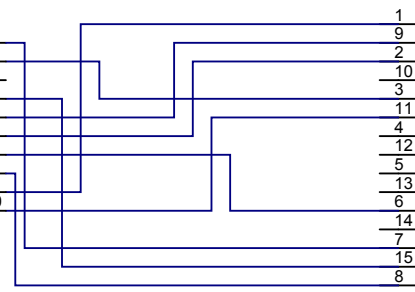


scale - Masstab 1:1

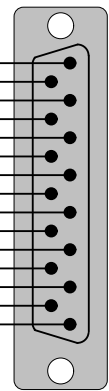


MiniDIN9 plug with cable
CON2

- 1 T10
- 2 GND
- 3 VBAT
- 4 T11
- 5 LIN/MUST
- 6 V0
- 7 V2
- 8 TO
- 9 V1
- 10 Shield



CON1



CON_DSUB15_M_Loetkelch
front view - Blick auf Steckerseite

Signal	Farbe	Pin MiniDIN	Pin DSub
V1	grau	9	1
V0	gruen	6	2
GND	braun	2	3
V2	blau	7	6
T10	schwarz	1	7
TO	violett	8	8
LIN/MUST	gelb	5	9
shield	blank	shield	11 - mit Schrumpfschlauch
isoliert			
T11	orange	4	15

History:
Revision V2.0
- CON2 Pin6 now connected to CON1 pin2 instead of pin10

Title: PTC04_DSub15 to MLX_MiniDIN9		Revision: 2.0		
Size: A4	PTC04_to_MLX_MiniDIN9_V20.SchDoc	Author: HLT		
Print-Date: 30/04/2015	Modified (File Date): 30/04/2015	Sheet: 1	of 1	
File: T:\DATENEVABRD\Kabel\PTC04_DSub15_to_MLX_MiniDIN9\PTC04_to_MLX_MiniDIN9_V20.SchDoc				

Comment	Description	Designator	Footprint	LibRef	Quantity
CON_DSUB15_M_Loetk elch	z.B. reicht D-SUB ST 15L + KAPPE 15M	CON1		CON_DSUB15_M_LK	1
CON_MinidIN_cable_9pi	Kabel 2x MiniDIN-9 Steck	CON2		CON_MinidIN_cable_9pi	1